



SRI LANKA

**LISTING OF NON - AGRICULTURAL
ECONOMIC ACTIVITIES
1995**

Rural Sector

District Report

Galle District

*department of census and statistics
ministry of finance and planning*

**LISTING OF NON - AGRICULTURAL
ECONOMIC ACTIVITIES
1995**

Rural Sector

District Report

Galle District

புத்தகம் - கவிதைகள்

புத்தகம் - கவிதைகள்

1999

புத்தகம் - கவிதைகள்

ISBN 955 - 577 - 253 - 3

புத்தகம் - கவிதைகள்

புத்தகம் - கவிதைகள்

Published in 1999

புத்தகம்

PREFACE

The Department of Census and Statistics carried out a comprehensive listing of Non Agricultural Economic Activities in 1995 and covered rural areas of all provinces except Northern and Eastern provinces.

This report which includes basic Industrial statistics in the rural sector of the Galle District is prepared to serve the immediate needs of the Grama Niladhari Division and Divisional Secretariat Divisional level data users. It is planned to publish the similar reports for all relevent Districts and the all island report.

I hope that the information presented in this document, though it is provisional will be of immense use to planners and policy makers.



A.G.W. Nanayakkara.
Director General.
Dept.of Census & Statistics,
No. 15/12,
Maitland Crescent,
Colombo 07.
27th. July 1999.

ACKNOWLEDGEMENT

The listing operation of Non- Agricultural Economic Activities was undertaken by the Department of Census & Statistics which was funded by Institute of Construction Training and Development (ICTAD). This operation was planned mainly to establish a frame of building material industries and to ascertain the out put of the construction sector.

The planning, execution and successful completion of the entire listing operation were performed by the staff of Industry and Construction Division of the Department.

Enumerators who did the listing operation at the Grama Niladhari Division level, Statistical Investigators who were responsible for data collection and the District Statisticians / Statistical Officers who coordinated the activity are acknowledged.

The staff of the Data Processing Division and Statistical Investigators attached to some District offices who were engaged in computer data entry activities are much appreciated.

Special thanks are due to District Secretary and Divisional Secretaries of the District whose fullest co-operation was very vital to the successful completion of this operation.

Preparation of this publication was done by Mr. D.S.S.Gunawardana Statistical Officer using Apple Mackintosh and the statistical tables were obtained by Mr. R.D.N. Premawansa Statistical Investigator using SPSS PC+.

Acknowledgements are also due to Mr. K. D. Siripala, Deputy Director and his staff for printing this report within a short period.

The co-operation given by the respondents is also much appreciated.

CONTENTS

	PAGE
1. PREFACE	
2. ACKNOWLEDGEMENT	
3. CONTENTS	
A. INTRODUCTION	1
B. COVERAGE	1
C. LISTING OPERATION	2
D. PREPARATION OF TABLES	2
4. TABLES	5 - 32
5. CHARTS	33 - 38
6. ANNEX	39
Table Nos:	
1. No. of Establishments & persons engaged by Divisional Secretary Division 1995.	5
2. No. of Establishments & persons engaged by Divisional Secretary Division & by Sector 1995.	5
3. No. of Establishments & persons engaged by Divisional Secretary Division & by Size Class 1995.	6
4. No. of Establishments & persons engaged by Major Industry Division (ISIC 1 digit level) 1995.	6
5. No. of Establishments & persons engaged by Industry Division. (ISIC 2 digit level) 1995.	7
6. No. of Establishments & persons engaged by Major Industry Group (ISIC 3 digit level) 1995.	8
7. No. of Establishments & persons engaged by Industry Group (ISIC 4 digit level) 1995.	9

Table Nos:	Page
8. No. of Establishments & persons engaged by Divisional Secretary Division & Major Industry Division (ISIC 1 digit level) 1995.	11
9. No. of Establishments & persons engaged by Divisional Secretary Division & Industry Division (ISIC 2 digit level) 1995.	12
10. Distribution of Establishments & persons engaged by Divisional Secretary Division & persons engaged size class 1995.	18
 Chart Nos:	
1. No. of Establishments by Divisional Secretary Division 1995.	33
2. Persons engaged by Divisional Secretary Division 1995.	34
3. No. of Establishments by persons engaged size class 1995.	35
4. Persons engaged by size class 1995.	36
5. No. of Establishments by Industry Division 1995.	37
6. No. of Establishments & persons engaged by Type of Sector 1995.	38

Listing of Non Agricultural Economic Activities - 1995

A. Introduction

Listing of Non Agricultural Economic Activities was conducted in stage is in Rural Sector covering all districts except the districts in Northern & Eastern Provinces. The main objective of this exercise was to identify the building material producing units and to compile the value of construction output of the housing sector as required by ICTAD. However, in order to make the exercise complete all non agricultural activities were enumerated.

A Grama Niladhari (GN) Division or a part of GN Division was considered as an enumeration area and enumerators were appointed by the Divisional Secretary of the area. The enumerator prepared a list of non agricultural economic activities by visiting each and every building in the enumeration area under the supervision of District Statistical Staff and the Head Office Staff.

B. Coverage

i. Economic Activities

The following Economic Activities were covered by the listing of non-agricultural economic activities.

1. Mining and Quarrying
2. Manufacturing
3. Electricity, Gas production & Water supply
4. Trade, Hotels and restaurants
5. Transport, Communication & Storage
6. Finance, Insurance, Real estate and business services
7. Public Administration, Education & Health activities
8. Community and Social Service & Private service activities
9. Construction

ii Area

This listing operation covered only the rural sector in Sri Lanka and did not cover:

1. Northern and Eastern Provinces
2. All Municipal Councils and Urban Councils
3. Areas covered by the Board of Investment

C. Listing Operation

The recruited enumerators were given a two days training by panel of trainers selected and trained for that purpose in advance. An enumerator is assigned to each enumeration area which is usually a GN Division . When the GN Division is spread over a larger area or has a large number of housing units / buildings, the GN Division is divided into two enumeration areas.

The enumerators were asked to complete one line in the listing form (L) for each housing unit / building with the following information.

1. Name of the owner proprietor of the enterprise/chief occupant
2. Postal address
3. Nature of the unit
4. Type of Economic activity
5. Type of construction activity
6. Number of residents

If the housing unit/building was having the activities on

1. Mining and quarrying
2. Manufacturing
3. Electricity, Gas and Water

The following further information is inserted to the L1 form.

1. Economic Organization of the Establishment
2. Type of ownership of the establishment
3. Type of Industry
4. Major Products produced by the establishment
5. Persons engaged in the industry

Further if the housing units/building had done some construction activities during the reference period that too were included in an another form called L 3 with the following additional information.

1. Type of the Construction Activity done during the period from January to June in 1995
2. Expenditure/Estimated expenditure incurred during the period
3. Source of funds

D. Preparation of Tables

The information collected by the enumerators through L1 form was checked or completeness and data coded by the range Statistical Investigator under the supervision of the District Statistician/Statistical Officer. When two major products were given for an establishment, but products were coded using the information available in column 6 & 7. However the code for the 1st product is considered as the code relevant for the whole establishment in the tabulation procedure.

In most of the districts, data entry was done at the District Office itself using the personal computers available there. However L1 forms relevant to few districts were fed to the computer by the Data Processing Division of the Department.

The tabulation was done by the Industry and Construction Division using the SPSS PC+ package. The tables consist number of establishments and the persons engaged by Divisional Secretary Division and ISIC two digit level (Revision 3) in one set and ISIC 4 digit level (Revision 03) at district level in the other set. In cases when it is felt that the individual identification is disclosed, the information is either combined with another category or suppressed.

TABLE 1: NO. OF ESTABLISHMENT* & PERSONS ENGAGED BY DIVISIONAL
SECRETARY DIVISION
GALLE DISTRICT - RURAL SECTOR - 1995

D.S. DIVISION	NO. OF ESTABLISHMENTS	PERSONS ENGAGED
AKHEEMANA.....	532	3,635
AMBALANGODA.....	431	1,171
BADDEGAMA.....	480	2,898
BALAPITIYA.....	517	3,230
BENTHOTA.....	535	1,599
BOPE-PODDALA.....	286	1,361
BLPITIYA.....	419	2,309
GALLE FOUR GRAVETS.....	160	624
HABARADOOWA.....	669	1,916
HIKKADUWA.....	3,754	11,003
KARANDENIYA.....	519	2,140
NAGODA.....	242	1,895
NELUWA.....	127	803
NIYAGAMA.....	226	1,487
THAWALAMA.....	131	915
YAKKALAMULLA.....	165	1,508
TOTAL.....	9,193	38,494

* - MINING & QUARRYING AND MANUFACTURING

TABLE 2: NO. OF ESTABLISHMENT* & PERSONS ENGAGED BY DIVISIONAL SECRETARY DIVISION & BY SECTOR
GALLE DISTRICT - RURAL SECTOR - 1995

D.S. DIVISION	TYPE OF SECTOR			
	PRIVATE **		OTHER	
	NO. OF ESTABLISHMENTS	PERSONS ENGAGED	NO. OF ESTABLISHMENTS	PERSONS ENGAGED
AKHEEMANA.....	527	3,549	5	86
AMBALANGODA.....	429	1,156	2	15
BADDEGAMA.....	467	1,548	13	1,350
BALAPITIYA.....	509	2,738	8	492
BENTHOTA.....	532	1,555	3	44
BOPE-PODDALA.....	278	1,324	8	37
BLPITIYA.....	411	1,846	8	463
GALLE FOUR GRAVETS.....	159	614	1	10
HABARADOOWA.....	660	1,873	9	43
HIKKADUWA.....	3,742	10,809	12	194
KARANDENIYA.....	514	1,446	5	694
NAGODA.....	235	1,654	7	241
NELUWA.....	126	800	1	3
NIYAGAMA.....	221	952	5	535
THAWALAMA.....	127	799	4	116
YAKKALAMULLA.....	163	1,350	2	158
TOTAL.....	9,100	34,013	93	4,481

* - MINING & QUARRYING AND MANUFACTURING

** - EXCLUDING B.O.I.

TABLE 3: NO. OF ESTABLISHMENT* & PERSONS ENGAGED BY DIVISIONAL SECRETARY DIVISION & BY SIZE CLASS
GALLE DISTRICT - RURAL SECTOR - 1995

D.S. DIVISION	PERSONS ENGAGED SIZE CLASS					
	1 - 4		5 - 14		15 & ABOVE	
	NO. OF ESTABLISHMENTS	PERSONS ENGAGED	NO. OF ESTABLISHMENTS	PERSONS ENGAGED	NO. OF ESTABLISHMENTS	PERSONS ENGAGED
AKHEEMANA.....	456	926	53	370	21	2,339
AMBALANGODA.....	386	715	37	269	8	187
BADDEGAMA.....	413	812	48	330	19	1,756
BALAPIPIYA.....	440	973	59	452	18	1,805
BENTHOTA.....	506	780	25	179	4	640
BOPE-PODDALA.....	240	410	30	210	16	741
ELPITIYA.....	373	653	29	216	18	1,740
GALLE FOUR GRAVETS.....	150	265	9	59	-	-
HABARADOOWA.....	596	1,260	65	418	8	238
HIKKADUWA.....	3,508	8,774	223	1,404	23	825
KARANDENIYA.....	454	846	54	356	11	938
MAGODA.....	208	412	15	97	19	1,386
NELUWA.....	109	197	9	58	9	548
NIYAGAMA.....	204	358	9	59	13	1,070
THAWALAMA.....	114	167	5	33	12	715
HAKKALAMULLA.....	135	246	8	56	22	1,206
TOTAL.....	8,292	17,794	678	4,566	221	16,134

* - MINING & QUARRYING AND MANUFACTURING

TABLE 4: NO. OF ESTABLISHMENT* & PERSONS ENGAGED BY MAJOR INDUSTRY DIVISION** (ISIC 1 DIGIT LEVEL)
GALLE DISTRICT - RURAL SECTOR - 1995

MAJOR INDUSTRY DIVISION	NO. OF ESTABLISHMENTS	PERSONS ENGAGED
C MINING & QUARRYING.....	324	1,499
D MANUFACTURING.....	8,869	36,995
TOTAL.....	9,193	38,494

* - MINING & QUARRYING AND MANUFACTURING

** - ISIC REVISION 03

TABLE 5: NO. OF ESTABLISHMENT* & PERSONS ENGAGED BY INDUSTRY DIVISION** (ISIC 2 DIGIT LEVEL)
GALLE DISTRICT - RURAL SECTOR - 1995

INDUSTRY DIVISION	NO. OF ESTABLISHMENTS	PERSONS ENGAGED
14 OTHER MINING & QUARRYING.....	324	1,499
15 FOOD PRODUCTS & BEVERAGES.....	1,542	10,236
16 TOBACCO PRODUCTS.....	107	208
17 TEXTILES.....	4,040	11,450
18 WEARING APPEREL DRESSING & DYING OF PUR.....	768	5,404
19 TRAINING & DRESSING OF LEATHER, LEATHER GOODS & FOOTWEAR...	83	1,750
20 WOOD & WOOD PRODUCTS, EXCEPT FURNITURE.....	751	2,370
21 PAPER & PAPER PRODUCTS.....	81	498
22 PUBLISHING, PRINTING & REPRODUCTION OF RECORDED MBEDIA.....	6	24
24 CHEMICALS & CHEMICAL PRODUCTS.....	79	268
25 RUBBER & PLASTICS PRODUCTS.....	147	1,128
26 OTHER NON-METALIC MINERAL PRODUCTS.....	514	1,651
27 BASIC METAL INDUSTRIES.....	7	11
28 FABRICATED METAL PRODUCTS, EXCEPT MACHINERY & EQUIPMENT.....	202	465
29 MACHINERY & EQUIPMENT N.E.C.....	3	8
31 ELECTRICAL MACHINERY & APPARATUS N.E.C.....	4	6
32 RADIO, TELEVISION & COMMUNICATION EQPMENT & APPARATUS.....	3	4
34 MOTOR VEHICLES, TRAILERS & SEMI-TRAILERS.....	6	34
35 OTHER TRANSPORT EQUIPMENT.....	7	10
36 MANU. OF FURNITURE, MANUFACTURING N.E.C.....	334	737
37 RECYCLING.....	154	333
99 OTHER PRODUCT.....	31	400
TOTAL.....	9,193	38,494

* - MINING & QUARRYING AND MANUFACTURING

** - ISIC REVISION 03

TABLE 6:NO.OF ESTABLISHMENT* & PERSONS ENGAGED BY MAJOR INDUSTRY GROUP** (ISIC 3 DIGIT LEVEL)
GALLE DISTRICT - RURAL SECTOR - 1995

MAJOR INDUSTRY GROUP	NO.OF ESTABLISHMENTS	PERSONS ENGAGED
141 QUARRYING OF STONE, SAND & CLAY.....	315	1,476
142 MINING & QUARRYING N.E.C.....	9	23
151 MEAT, FISH, FRUIT, VEGITABLE, OILS & FATS PRODUCTS.....	273	909
152 MANU. OF DAIRY PRODUCTS.....	152	343
153 GRAIN MILL, STARCHES & STARCH PRODUCTS, ANIMAL FEEDS.....	240	411
154 OTHER FOOD PRODUCTS.....	863	8,514
155 BEVERAGES.....	14	59
160 TOBACCO PRODUCTS.....	107	208
171 SPINNING, WEAVING & FINISHING OF TEXTILES.....	174	756
172 OTHER TEXTILES.....	3,957	10,459
173 KNITTED & CROCHETED FABRICS & ARTICLES.....	9	235
181 WEARING APPAREL, EXCEPT FUR APPAREL.....	762	5,373
182 DRESSING & DYING OF FUR, MANU.OF ARTICLE OF FUR.....	6	31
191 TANNING & LEATHER.....	18	346
192 MANU.OF FOOTWEAR.....	65	1,404
201 SAWMILLING & PLANING OF WOOD.....	122	552
202 MANU.OF PRODUCTS OF WOOD, CORK, STRAW & PLAITING MATERIALS..	629	1,818
210 PAPER & PAPER PRODUCTS.....	81	498
222 PRINTING & SERVICE ACTIVITIES RELATED TO PRINTING.....	6	24
242 OTHER CHEMICALS PRODUCTS.....	79	268
251 RUBBER PRODUCTS.....	139	1,105
252 PLASTIC PRODUCTS.....	8	23
261 GLASS & GLASS PRODUCTS.....	6	8
269 NON-METALLIC MINERAL PRODUCTS N.B.C.....	508	1,643
271 BASIC IRON & STEEL.....	7	11
281 STRUCTURAL METAL PRODUCTS.....	115	318
289 OTHER FABRICATED METAL PRODUCTS.....	87	147
292 SPECIAL PURPOSE MACHINERY.....	3	8
311 ELECTRIC MOTORS, GENERATORS & TRANSFORMERS.....	4	6
323 TELEVISION & RADIO RECEIVERS & ASSOCIATED.....	3	4
341 MOTOR VEHICLES.....	3	10
343 PARTS & ACCESSORIES FOR MOTOR VEHICLES & ENGINES.....	3	24
359 MANU.OF TRANSPORT EQUIPMENT N.B.C.....	7	10
361 MANU.OF FURNITURE.....	24	57
369 MANUFACTURING N.B.C.....	310	680
372 RECYCLING OF NON-METAL WASTE & SCRAP.....	154	333
999 OTHER PRODUCT.....	31	400
TOTAL.....	9,193	38,494

* - MINING & QUARRYING AND MANUFACTURING

** - ISIC REVISION 03

TABLE 7:NO.OF ESTABLISHMENT* & PERSONS ENGAGED BY INDUSTRY GROUP** (ISIC 4 DIGIT LEVEL)
GALLE DISTRICT - RURAL SECTOR - 1995

INDUSTRY GROUP	NO.OF ESTABLISHMENTS	PERSONS ENGAGED
1410 QUARRYING OF STONE,SAND & CLAY.....	315	1,476
1422 EXTRACTION OF SALT.....	1	2
1429 OTHER MINING & QUARRYING N.E.C.....	8	21
1511 PRODU.,PROCBSSING & PRESERVING OF MEAT & MEAT PRODUCTS...	45	93
1512 PROCESSING & PRESERVING OF FISH & FISH PRODUCTS.....	10	36
1513 PROCESSING & PRESERVING OF FRUIT & VEGETABLES.....	72	213
1514 MANU.OF VEGETABLES & ANIMAL OILS & FATS.....	146	567
1520 DAIRY PRODUCTS.....	152	343
1531 GRAIN MILL PRODUCTS.....	233	402
1532 STARCHES & STARCH PRODUCTS.....	7	9
1541 BAKERY PRODUCTS.....	503	1,420
1542 MANUFACTURE OF SUGER.....	44	67
1543 COCOA,CHOCOLATE & SUGER CONFECTIONBRY.....	94	217
1544 MACARONI,NOODLES,COUSCOUS & SIMILAR PRODUCTS.....	16	46
1549 OTHER FOOD PRODUCTS N.E.C.....	206	6,764
1554 SOFT DRINKS & MINBRAL WATERS.....	14	59
1600 TOBACCO PRODUCTS.....	107	208
1711 PREPARATION & SPINNING OF TEXTILE FIBRES.....	129	560
1712 FINISHING OF TBTILES.....	45	196
1721 MADE-UP TEXTILE ARTICLES,EXCEPT APPAREL.....	54	267
1722 CARPETS & RUGS.....	470	1,120
1723 CORDAGE,ROPE,TWINE & NETTING.....	3,324	8,989
1729 OTHER TEXTILES N.E.C.....	9	83
1730 KNITTED & CROCHETED FABRICS & ARTICLES.....	9	235
1810 WEARING APPAREL,EXCEPT FUR APPAREL.....	762	5,373
1820 DRESSING & DYING OF FUR.....	6	31
1912 MANU.OF LEATHER GOODS.....	18	346
1920 FOOTWEAR.....	65	1,404
2010 SAWMILLING & PLANING OF WOOD.....	122	552
2021 VENEER SHEETS,PLYWOOD,LAMINBOARD,PARTICLE BOARD.....	3	11
2022 BUILDERS CARPENTARY & JOINERY.....	82	493
2023 WOODEN CONTAINERS.....	13	83
2029 OTHER PRODUCTS OF WOOD.....	531	1,231
2102 CORRUGATED PAPER & PAPERBOARD & CONTAINERS.....	7	10
2109 OTHER ARTICLES OF PAPER & PAPERBOARD.....	74	488
2221 PRINTING.....	6	24
2423 PHARMACEUTICALS,MEDICINAL CHEMICALS & BOTANICAL.....	20	62
2429 OTHER CHEMICAL PRODUCTS N.E.C.....	59	206
2511 RUBBER TYRES & TUBES,REBUILDING OF RUBBER TYRES.....	4	401
2519 OTHER RUBBER PRODUCTS.....	135	704
2520 PLASTIC PRODUCTS.....	8	23
2610 GLASS & GLASS PRODUCTS.....	6	8
2691 NON-STRUCTURAL NON- REFRACTORY CERAMIC WARE.....	6	94
2692 REFRACTORY CERAMIC PRODUCTS.....	49	107

(continued)

* - MINING & QUARRYING AND MANUFACTURING

** - ISIC REVISION 03

TABLE 9: NO. OF ESTABLISHMENT* & PERSONS ENGAGED BY DIVISIONAL SECRETARY DIVISION & INDUSTRY DIVISION** (ISIC 2 DIGIT LEVEL)
GALLE DISTRICT - RURAL SECTOR - 1995

D.S.DIVISION & INDUSTRY DIVISION	NO. OF ESTABLISHMENTS	PERSONS ENGAGED
AKMEEMANA		
14 OTHER MINING & QUARRYING.....	29	130
15 FOOD PRODUCTS & BEVERAGES.....	114	776
16 TOBACCO PRODUCTS.....	3	7
17 TEXTILES.....	51	392
18 WEARING APPEREL DRESSING & DYING OF FUR.....	50	258
19 TRAINING & DRESSING OF LEATHER, LEATHER GOODS & FOOTWEAR.	38	1,342
20 WOOD & WOOD PRODUCTS, EXCEPT FURNITURE.....	97	307
21 PAPER & PAPER PRODUCTS.....	10	83
24 CHEMICALS & CHEMICAL PRODUCTS.....	17	53
25 RUBBER & PLASTICS PRODUCTS.....	6	23
26 OTHER NON-METALIC MINERAL PRODUCTS.....	55	141
28 FABRICATED METAL PRODUCTS, EXCEPT MACHINERY & EQUIPMENT...	10	22
35 OTHER TRANSPORT EQUIPMENT.....	4	6
36 MANU.OF FURNITURE, MANUFACTURING N.B.C.....	35	86
99 OTHER PRODUCT.....	5	9
AMBALANGODA		
14 OTHER MINING & QUARRYING.....	11	92
15 FOOD PRODUCTS & BEVERAGES.....	190	488
17 TEXTILES.....	83	255
18 WEARING APPEREL DRESSING & DYING OF FUR.....	48	82
20 WOOD & WOOD PRODUCTS, EXCEPT FURNITURE.....	38	106
22 PUBLISHING, PRINTING & REPRODUCTION OF RECORDED MEDIA.....	3	11
25 RUBBER & PLASTICS PRODUCTS.....	10	18
26 OTHER NON-METALIC MINERAL PRODUCTS.....	24	64
31 ELECTRICAL MACHINERY & APPARATUS N.B.C.....	4	5
36 MANU.OF FURNITURE, MANUFACTURING N.B.C.....	20	50
BADDEGAMA		
14 OTHER MINING & QUARRYING.....	53	227
15 FOOD PRODUCTS & BEVERAGES.....	180	1,596
17 TEXTILES.....	11	54
18 WEARING APPEREL DRESSING & DYING OF FUR.....	57	590
19 TRAINING & DRESSING OF LEATHER, LEATHER GOODS & FOOTWEAR.	4	10
20 WOOD & WOOD PRODUCTS, EXCEPT FURNITURE.....	53	117
21 PAPER & PAPER PRODUCTS.....	6	16
24 CHEMICALS & CHEMICAL PRODUCTS.....	7	15
25 RUBBER & PLASTICS PRODUCTS.....	15	51
26 OTHER NON-METALIC MINERAL PRODUCTS.....	68	163
28 FABRICATED METAL PRODUCTS, EXCEPT MACHINERY & EQUIPMENT...	18	46
36 MANU.OF FURNITURE, MANUFACTURING N.B.C.....	8	13

(continued)

* - MINING & QUARRYING AND MANUFACTURING

** - ISIC REVISION 03

TABLE 9: NO. OF ESTABLISHMENT* & PERSONS ENGAGED BY DIVISIONAL SECRETARY DIVISION & INDUSTRY DIVISION** (ISIC 2 DIGIT LEVEL)
GALLE DISTRICT - RURAL SECTOR - 1995

D.S. DIVISION & INDUSTRY DIVISION	NO. OF ESTABLISHMENTS	PERSONS ENGAGED
BALAPITIYA		
14 OTHER MINING & QUARRYING.....	1	4
15 FOOD PRODUCTS & BEVERAGES.....	59	310
16 TOBACCO PRODUCTS.....	65	116
17 TEXTILES.....	232	778
18 WEARING APPEREL DRESSING & DYING OF FUR.....	35	1,395
20 WOOD & WOOD PRODUCTS, EXCEPT FURNITURE.....	35	166
21 PAPER & PAPER PRODUCTS.....	30	288
25 RUBBER & PLASTICS PRODUCTS.....	5	9
26 OTHER NON-METALIC MINERAL PRODUCTS.....	5	12
28 FABRICATED METAL PRODUCTS, EXCEPT MACHINERY & EQUIPMENT...	13	35
36 MANU. OF FURNITURE, MANUFACTURING N.E.C.....	23	38
99 OTHER PRODUCT.....	14	79
BENTHOTA		
14 OTHER MINING & QUARRYING.....	5	12
15 FOOD PRODUCTS & BEVERAGES.....	71	173
16 TOBACCO PRODUCTS.....	9	13
17 TEXTILES.....	298	471
18 WEARING APPEREL DRESSING & DYING OF FUR.....	36	51
19 TRAINING & DRESSING OF LEATHER, LEATHER GOODS & FOOTWEAR.	9	325
20 WOOD & WOOD PRODUCTS, EXCEPT FURNITURE.....	26	64
25 RUBBER & PLASTICS PRODUCTS.....	13	36
26 OTHER NON-METALIC MINERAL PRODUCTS.....	5	11
28 FABRICATED METAL PRODUCTS, EXCEPT MACHINERY & EQUIPMENT...	22	37
36 MANU. OF FURNITURE, MANUFACTURING N.E.C.....	32	64
99 OTHER PRODUCT.....	9	341
BOPE-PODDALA		
14 OTHER MINING & QUARRYING.....	11	42
15 FOOD PRODUCTS & BEVERAGES.....	62	380
17 TEXTILES.....	22	168
18 WEARING APPEREL DRESSING & DYING OF FUR.....	37	368
20 WOOD & WOOD PRODUCTS, EXCEPT FURNITURE.....	124	254
21 PAPER & PAPER PRODUCTS.....	3	4

(continued)

* - MINING & QUARRYING AND MANUFACTURING

** - ISIC REVISION 03

TABLE 9: NO. OF ESTABLISHMENT* & PERSONS ENGAGED BY DIVISIONAL SECRETARY DIVISION & INDUSTRY DIVISION** (ISIC 2 DIGIT LEVEL)
GALLE DISTRICT - RURAL SECTOR - 1995

D.S. DIVISION & INDUSTRY DIVISION	NO. OF ESTABLISHMENTS	PERSONS ENGAGED
24 CHEMICALS & CHEMICAL PRODUCTS.....	3	21
26 OTHER NON-METALIC MINERAL PRODUCTS.....	7	93
28 FABRICATED METAL PRODUCTS, EXCEPT MACHINERY & EQUIPMENT...	6	9
36 MANU. OF FURNITURE, MANUFACTURING N.E.C.....	6	15
99 OTHER PRODUCT.....	5	7
BLPITIYA		
14 OTHER MINING & QUARRYING.....	30	254
15 FOOD PRODUCTS & BEVERAGES.....	112	879
17 TEXTILES.....	10	108
18 WEARING APPAREL DRESSING & DYING OF FUR.....	57	593
19 TRAINING & DRESSING OF LEATHER, LEATHER GOODS & FOOTWEAR.	3	11
20 WOOD & WOOD PRODUCTS, EXCEPT FURNITURE.....	26	59
24 CHEMICALS & CHEMICAL PRODUCTS.....	5	15
26 OTHER NON-METALIC MINERAL PRODUCTS.....	12	34
28 FABRICATED METAL PRODUCTS, EXCEPT MACHINERY & EQUIPMENT...	22	63
36 MANU. OF FURNITURE, MANUFACTURING N.E.C.....	9	15
37 RECYCLING.....	126	260
99 OTHER PRODUCT.....	7	18
GALLE FOUR GRAVETS		
14 OTHER MINING & QUARRYING.....	1	5
15 FOOD PRODUCTS & BEVERAGES.....	15	41
17 TEXTILES.....	32	73
20 WOOD & WOOD PRODUCTS, EXCEPT FURNITURE.....	16	343
26 OTHER NON-METALIC MINERAL PRODUCTS.....	3	9
28 FABRICATED METAL PRODUCTS, EXCEPT MACHINERY & EQUIPMENT...	4	8
36 MANU. OF FURNITURE, MANUFACTURING N.E.C.....	89	145
HABARADOOWA		
14 OTHER MINING & QUARRYING.....	19	108
15 FOOD PRODUCTS & BEVERAGES.....	133	388
17 TEXTILES.....	228	537
18 WEARING APPAREL DRESSING & DYING OF FUR.....	50	103
19 TRAINING & DRESSING OF LEATHER, LEATHER GOODS & FOOTWEAR.	13	30
20 WOOD & WOOD PRODUCTS, EXCEPT FURNITURE.....	78	240
24 CHEMICALS & CHEMICAL PRODUCTS.....	6	21
25 RUBBER & PLASTICS PRODUCTS.....	4	96
26 OTHER NON-METALIC MINERAL PRODUCTS.....	66	195

(continued)

* - MINING & QUARRYING AND MANUFACTURING

** - ISIC REVISION 03

TABLE 9: NO. OF ESTABLISHMENT* & PERSONS ENGAGED BY DIVISIONAL SECRETARY DIVISION &
INDUSTRY DIVISION** (ISIC 2 DIGIT LEVEL)
GALLE DISTRICT - RURAL SECTOR - 1995

D.S. DIVISION & INDUSTRY DIVISION	NO. OF ESTABLISHMENTS	PERSONS ENGAGED
28 FABRICATED METAL PRODUCTS, EXCEPT MACHINERY & EQUIPMENT...	14	49
36 MANU. OF FURNITURE, MANUFACTURING N.E.C.....	49	118
99 OTHER PRODUCT.....	9	31
HIKKADUWA		
14 OTHER MINING & QUARRYING.....	14	159
15 FOOD PRODUCTS & BEVERAGES.....	148	440
17 TEXTILES.....	3,035	8,474
18 WEARING APPERBL DRESSING & DYING OF FUR.....	162	505
20 WOOD & WOOD PRODUCTS, EXCEPT FURNITURE.....	138	405
21 PAPER & PAPER PRODUCTS.....	25	90
24 CHEMICALS & CHEMICAL PRODUCTS.....	3	10
25 RUBBER & PLASTICS PRODUCTS.....	4	14
26 OTHER NON-METALIC MINERAL PRODUCTS.....	160	660
28 FABRICATED METAL PRODUCTS, EXCEPT MACHINERY & EQUIPMENT...	31	89
36 MANU. OF FURNITURE, MANUFACTURING N.E.C.....	27	134
99 OTHER PRODUCT.....	7	23
KARANDENIYA		
14 OTHER MINING & QUARRYING.....	32	125
15 FOOD PRODUCTS & BEVERAGES.....	128	493
16 TOBACCO PRODUCTS.....	21	58
17 TEXTILES.....	23	87
18 WEARING APPERBL DRESSING & DYING OF FUR.....	109	782
20 WOOD & WOOD PRODUCTS, EXCEPT FURNITURE.....	53	163
24 CHEMICALS & CHEMICAL PRODUCTS.....	32	87
25 RUBBER & PLASTICS PRODUCTS.....	6	82
26 OTHER NON-METALIC MINERAL PRODUCTS.....	72	177
28 FABRICATED METAL PRODUCTS, EXCEPT MACHINERY & EQUIPMENT...	20	47
36 MANU. OF FURNITURE, MANUFACTURING N.E.C.....	15	27
99 OTHER PRODUCT.....	8	12
NAGODA		
14 OTHER MINING & QUARRYING.....	42	145
15 FOOD PRODUCTS & BEVERAGES.....	82	865
17 TEXTILES.....	3	11
18 WEARING APPERBL DRESSING & DYING OF FUR.....	56	101
20 WOOD & WOOD PRODUCTS, EXCEPT FURNITURE.....	25	56
25 RUBBER & PLASTICS PRODUCTS.....	11	680

(continued)

* - MINING & QUARRYING AND MANUFACTURING

** - ISIC REVISION 03

TABLE 9:NO.OF ESTABLISHMENT* & PERSONS ENGAGED BY DIVISIONAL SECRETARY DIVISION & INDUSTRY DIVISION** (ISIC 2 DIGIT LEVEL)
GALLE DISTRICT - RURAL SECTOR - 1995

D.S.DIVISION & INDUSTRY DIVISION	NO.OF ESTABLISHMENTS	PERSONS ENGAGED
26 OTHER NON-METALIC MINERAL PRODUCTS.....	11	17
28 FABRICATED METAL PRODUCTS,EXCEPT MACHINERY & EQUIPMENT...	8	13
35 OTHER TRANSPORT EQUIPMENT.....	4	7
NELUWA		
14 OTHER MINING & QUARRYING.....	9	37
15 FOOD PRODUCTS & BEVERAGES.....	64	653
18 WEARING APPEREL DRESSING & DYING OF FUR.....	19	44
20 WOOD & WOOD PRODUCTS, EXCEPT FURNITURE.....	4	21
25 RUBBER & PLASTICS PRODUCTS.....	14	18
26 OTHER NON-METALIC MINERAL PRODUCTS.....	5	11
28 FABRICATED METAL PRODUCTS,EXCEPT MACHINERY & EQUIPMENT...	6	7
99 OTHER PRODUCT.....	6	12
NIYAGAMA		
14 OTHER MINING & QUARRYING.....	43	100
15 FOOD PRODUCTS & BEVERAGES.....	63	688
17 TEXTILES.....	8	22
18 WEARING APPEREL DRESSING & DYING OF FUR.....	27	498
19 TRAINING & DRESSING OF LEATHER, LEATHER GOODS & FOOTWEAR.	5	11
20 WOOD & WOOD PRODUCTS, EXCEPT FURNITURE.....	16	40
25 RUBBER & PLASTICS PRODUCTS.....	27	40
26 OTHER NON-METALIC MINERAL PRODUCTS.....	9	25
27 BASIC METAL INDUSTRIES.....	4	6
28 FABRICATED METAL PRODUCTS,EXCEPT MACHINERY & EQUIPMENT...	13	20
36 MANU.OF FURNITURE, MANUFACTURING N.E.C.....	7	12
99 OTHER PRODUCT.....	4	25
THAWALAMA		
14 OTHER MINING & QUARRYING.....	9	15
15 FOOD PRODUCTS & BEVERAGES.....	45	752
17 TEXTILES.....	4	30
18 WEARING APPEREL DRESSING & DYING OF FUR.....	15	24
20 WOOD & WOOD PRODUCTS, EXCEPT FURNITURE.....	12	16
25 RUBBER & PLASTICS PRODUCTS.....	31	58
28 FABRICATED METAL PRODUCTS,EXCEPT MACHINERY & EQUIPMENT...	11	14
99 OTHER PRODUCT.....	4	6

(continued)

* - MINING & QUARRYING AND MANUFACTURING

** - ISIC REVISION 03

TABLE 9: NO. OF ESTABLISHMENT* & PERSONS ENGAGED BY DIVISIONAL SECRETARY DIVISION &
INDUSTRY DIVISION** (ISIC 2 DIGIT LEVEL)
GALLE DISTRICT - RURAL SECTOR - 1995

D.S. DIVISION & INDUSTRY DIVISION	NO. OF ESTABLISHMENTS	PERSONS ENGAGED
YAKKALAMULLA		
14 OTHER MINING & QUARRYING.....	15	44
15 FOOD PRODUCTS & BEVERAGES.....	78	1,316
18 WEARING APPEREL DRESSING & DYING OF FUR.....	3	5
20 WOOD & WOOD PRODUCTS, EXCEPT FURNITURE.....	10	13
26 OTHER NON-METALIC MINERAL PRODUCTS.....	11	36
36 MANU. OF FURNITURE, MANUFACTURING N.E.C.....	10	12
37 RECYCLING.....	27	63
99 OTHER PRODUCT.....	11	19
TOTAL.....	9,193	38,494

* - MINING & QUARRYING AND MANUFACTURING

** - ISIC REVISION 03

TABLE 10: DISTRIBUTION OF ESTABLISHMENT* & PERSONS ENGAGED BY DIVISIONAL
SECRETARY DIVISION & PERSONS ENGAGED SIZE CLASS
GALLE DISTRICT - RURAL SECTOR - 1995

D.S.DIVISION & INDUSTRY DIVISION	NO.OF ESTABLISHMENTS
AKMEEMANA	
14 OTHER MINING & QUARRYING	
1 - 4.....	22
5 - 14.....	6
15 & ABOVE.....	1
15 FOOD PRODUCTS & BEVERAGES	
1 - 4.....	97
5 - 14.....	8
15 & ABOVE.....	9
16 TOBACCO PRODUCTS	
1 - 4.....	3
17 TEXTILES	
1 - 4.....	41
5 - 14.....	6
15 & ABOVE.....	4
18 WEARING APPEREL DRESSING & DYING OF FUR	
1 - 4.....	54
5 - 14.....	2
15 & ABOVE.....	2
19 TRAINING & DRESSING OF LEATHER, LEATHER GOODS & FOOTWEAR	
1 - 4.....	29
5 - 14.....	5
15 & ABOVE.....	2
20 WOOD & WOOD PRODUCTS, EXCEPT FURNITURE	
1 - 4.....	82
5 - 14.....	14
15 & ABOVE.....	1
21 PAPER & PAPER PRODUCTS	
1 - 4.....	8
5 - 14.....	1
15 & ABOVE.....	1
24 CHEMICALS & CHEMICAL PRODUCTS	
1 - 4.....	14
5 - 14.....	3
25 RUBBER & PLASTICS PRODUCTS	
1 - 4.....	4
5 - 14.....	2
26 OTHER NON-METALIC MINERAL PRODUCTS	
1 - 4.....	51
5 - 14.....	4
27 BASIC METAL INDUSTRIES	
1 - 4.....	1
28 FABRICATED METAL PRODUCTS, EXCEPT MACHINERY & EQUIPMENT	
1 - 4.....	10
29 MACHINERY & EQUIPMENT N.E.C.	
1 - 4.....	1

(continued)

* - MINING & QUARRYING AND MANUFACTURING

TABLE 10: DISTRIBUTION OF ESTABLISHMENT* & PERSONS ENGAGED BY DIVISIONAL
SECRETARY DIVISION & PERSONS ENGAGED SIZE CLASS
GALLE DISTRICT - RURAL SECTOR - 1995

D.S.DIVISION & INDUSTRY DIVISION	NO.OF ESTABLISHMENTS
35 OTHER TRANSPORT EQUIPMENT	
1 - 4.....	4
36 MANU.OF FURNITURE, MANUFACTURING N.B.C.	
1 - 4.....	32
5 - 14.....	2
15 & ABOVE.....	1
99 OTHER PRODUCT	
1 - 4.....	3
AMBALANGODA	
14 OTHER MINING & QUARRYING	
1 - 4.....	4
5 - 14.....	4
15 & ABOVE.....	3
15 FOOD PRODUCTS & BEVERAGES	
1 - 4.....	177
5 - 14.....	12
15 & ABOVE.....	1
17 TEXTILES	
1 - 4.....	73
5 - 14.....	7
15 & ABOVE.....	3
18 WEARING APPEREL DRESSING & DYING OF FUR	
1 - 4.....	42
5 - 14.....	4
19 TRAINING & DRESSING OF LEATHER, LEATHER GOODS & FOOTWEAR	
1 - 4.....	2
20 WOOD & WOOD PRODUCTS, EXCEPT FURNITURE	
1 - 4.....	33
5 - 14.....	4
15 & ABOVE.....	1
21 PAPER & PAPER PRODUCTS	
1 - 4.....	1
22 PUBLISHING, PRINTING & REPRODUCTION OF RECORDED MEDIA	
1 - 4.....	1
5 - 14.....	1
25 RUBBER & PLASTICS PRODUCTS	
1 - 4.....	10
26 OTHER NON-METALIC MINERAL PRODUCTS	
1 - 4.....	22
5 - 14.....	2
28 FABRICATED METAL PRODUCTS, EXCEPT MACHINERY & EQUIPMENT	
1 - 4.....	2
31 ELECTRICAL MACHINERY & APPARATUS N.B.C.	
1 - 4.....	1
34 MOTOR VEHICLES, TRAILERS & SEMI-TRAILERS	
1 - 4.....	1
36 MANU.OF FURNITURE, MANUFACTURING N.B.C.	
1 - 4.....	17
5 - 14.....	3

(continued)

* - MINING & QUARRYING AND MANUFACTURING

TABLE 10: DISTRIBUTION OF ESTABLISHMENT* & PERSONS ENGAGED BY DIVISIONAL
SECRETARY DIVISION & PERSONS ENGAGED SIZE CLASS
GALLE DISTRICT - RURAL SECTOR - 1995

D.S.DIVISION & INDUSTRY DIVISION	NO. OF ESTABLISHMENTS
BADDEGAMA	
14 OTHER MINING & QUARRYING	
1 - 4.....	35
5 - 14.....	18
15 FOOD PRODUCTS & BEVERAGES	
1 - 4.....	155
5 - 14.....	7
15 & ABOVE.....	16
16 TOBACCO PRODUCTS	
1 - 4.....	2
17 TEXTILES	
1 - 4.....	7
5 - 14.....	3
15 & ABOVE.....	1
18 WEARING APPERBL DRESSING & DYEING OF FUR	
1 - 4.....	55
5 - 14.....	1
15 & ABOVE.....	1
19 TRAINING & DRESSING OF LEATHER, LEATHER GOODS & FOOTWEAR	
1 - 4.....	3
5 - 14.....	1
20 WOOD & WOOD PRODUCTS, EXCEPT FURNITURE	
1 - 4.....	48
5 - 14.....	5
21 PAPER & PAPER PRODUCTS	
1 - 4.....	4
22 PUBLISHING, PRINTING & REPRODUCTION OF RECORDED MEDIA	
1 - 4.....	1
5 - 14.....	1
24 CHEMICALS & CHEMICAL PRODUCTS	
1 - 4.....	6
5 - 14.....	1
25 RUBBER & PLASTICS PRODUCTS	
1 - 4.....	11
5 - 14.....	3
15 & ABOVE.....	1
26 OTHER NON-METALIC MINERAL PRODUCTS	
1 - 4.....	63
5 - 14.....	5
28 FABRICATED METAL PRODUCTS, EXCEPT MACHINERY & EQUIPMENT	
1 - 4.....	15
5 - 14.....	3
36 MANU. OF FURNITURE, MANUFACTURING N.E.C.	
1 - 4.....	8

(continued)

* - MINING & QUARRYING AND MANUFACTURING

TABLE 10: DISTRIBUTION OF ESTABLISHMENT* & PERSONS ENGAGED BY DIVISIONAL
SECRETARY DIVISION & PERSONS ENGAGED SIZE CLASS
GALLE DISTRICT - RURAL SECTOR - 1995

D.S.DIVISION & INDUSTRY DIVISION	NO.OF ESTABLISHMENTS
BALAPITIYA	
14 OTHER MINING & QUARRYING	
1 - 4.....	1
15 FOOD PRODUCTS & BEVERAGES	
1 - 4.....	38
5 - 14.....	18
15 & ABOVE.....	3
16 TOBACCO PRODUCTS	
1 - 4.....	63
5 - 14.....	2
17 TEXTILES	
1 - 4.....	213
5 - 14.....	17
15 & ABOVE.....	2
18 WEARING APPERBL DRBSSING & DYING OF FUR	
1 - 4.....	30
15 & ABOVE.....	5
19 TRAINING & DRESSING OF LEATHER, LEATHER GOODS & FOOTWEAR	
5 - 14.....	1
20 WOOD & WOOD PRODUCTS, EXCEPT FURNITURE	
1 - 4.....	29
5 - 14.....	3
15 & ABOVE.....	3
21 PAPER & PAPER PRODUCTS	
1 - 4.....	17
5 - 14.....	9
15 & ABOVE.....	4
24 CHEMICALS & CHEMICAL PRODUCTS	
5 - 14.....	1
15 & ABOVE.....	1
25 RUBBER & PLASTICS PRODUCTS	
1 - 4.....	5
26 OTHER NON-METALIC MINERAL PRODUCTS	
1 - 4.....	4
5 - 14.....	1
28 FABRICATED METAL PRODUCTS, EXCEPT MACHINERY & EQUIPMENT	
1 - 4.....	11
5 - 14.....	2
31 ELECTRICAL MACHINERY & APPARATUS N.E.C.	
1 - 4.....	2
32 RADIO, TELEVISION & COMMUNICATION EQUPMENT & APPARATUS	
1 - 4.....	1
34 MOTOR VEHICLES, TRAILERS & SEMI-TRAILERS	
5 - 14.....	1
35 OTHER TRANSPORT EQUIPMENT	
1 - 4.....	2

(continued)

* - MINING & QUARRYING AND MANUFACTURING

TABLE 10: DISTRIBUTION OF ESTABLISHMENT* & PERSONS ENGAGED BY DIVISIONAL
SECRETARY DIVISION & PERSONS ENGAGED SIZE CLASS
GALLE DISTRICT - RURAL SECTOR - 1995

D.S.DIVISION & INDUSTRY DIVISION	NO.OF ESTABLISHMENTS
36 MANU.OF FURNITURE, MANUFACTURING N.B.C.	
1 - 4.....	22
5 - 14.....	1
99 OTHER PRODUCT	
1 - 4.....	2
5 - 14.....	3
BENTHOTA	
14 OTHER MINING & QUARRYING	
1 - 4.....	5
15 FOOD PRODUCTS & BEVERAGES	
1 - 4.....	66
5 - 14.....	5
16 TOBACCO PRODUCTS	
1 - 4.....	9
17 TEXTILES	
1 - 4.....	289
5 - 14.....	8
15 & ABOVE.....	1
18 WEARING APPERBL DRESSING & DYEING OF FUR	
1 - 4.....	36
19 TRAINING & DRSSING OF LEATHER, LEATHER GOODS & FOOTWEAR	
1 - 4.....	7
5 - 14.....	1
15 & ABOVE.....	1
20 WOOD & WOOD PRODUCTS, EXCEPT FURNITURE	
1 - 4.....	23
5 - 14.....	3
21 PAPER & PAPER PRODUCTS	
1 - 4.....	2
24 CHEMICALS & CHEMICAL PRODUCTS	
1 - 4.....	1
5 - 14.....	1
25 RUBBER & PLASTICS PRODUCTS	
1 - 4.....	11
5 - 14.....	2
26 OTHER NON-METALIC MINERAL PRODUCTS	
1 - 4.....	4
5 - 14.....	1
28 FABRICATED METAL PRODUCTS, EXCEPT MACHINERY & EQUIPMENT	
1 - 4.....	21
5 - 14.....	1
29 MACHINERY & EQUIPMENT N.B.C.	
5 - 14.....	1
31 ELECTRICAL MACHINERY & APPARATUS N.B.C.	
1 - 4.....	1

(continued)

* - MINING & QUARRYING AND MANUFACTURING

TABLE 10: DISTRIBUTION OF ESTABLISHMENT* & PERSONS ENGAGED BY DIVISIONAL
SECRETARY DIVISION & PERSONS ENGAGED SIZE CLASS
GALLE DISTRICT - RURAL SECTOR - 1995

D.S.DIVISION & INDUSTRY DIVISION	NO.OF ESTABLISHMENTS
36 MANU.OF FURNITURE, MANUFACTURING N.B.C.	
1 - 4.....	30
5 - 14.....	2
99 OTHER PRODUCT	
1 - 4.....	1
15 & ABOVE.....	2
BOPE-PODDALA	
14 OTHER MINING & QUARRYING	
1 - 4.....	9
5 - 14.....	2
15 FOOD PRODUCTS & BEVERAGES	
1 - 4.....	52
5 - 14.....	4
15 & ABOVE.....	6
17 TEXTILES	
1 - 4.....	10
5 - 14.....	9
15 & ABOVE.....	3
18 WEARING APPEREL DRESSING & DYING OF FUR	
1 - 4.....	31
5 - 14.....	2
15 & ABOVE.....	4
19 TRAINING & DRESSING OF LEATHER, LEATHER GOODS & FOOTWEAR	
1 - 4.....	2
20 WOOD & WOOD PRODUCTS, EXCEPT FURNITURE	
1 - 4.....	113
5 - 14.....	9
15 & ABOVE.....	2
21 PAPER & PAPER PRODUCTS	
1 - 4.....	3
24 CHEMICALS & CHEMICAL PRODUCTS	
1 - 4.....	1
5 - 14.....	2
26 OTHER NON-METALIC MINERAL PRODUCTS	
1 - 4.....	5
5 - 14.....	1
15 & ABOVE.....	1
27 BASIC METAL INDUSTRIES	
1 - 4.....	1
28 FABRICATED METAL PRODUCTS, EXCEPT MACHINERY & EQUIPMENT	
1 - 4.....	6
36 MANU.OF FURNITURE, MANUFACTURING N.B.C.	
1 - 4.....	5
5 - 14.....	1
99 OTHER PRODUCT	
1 - 4.....	2

(continued)

* - MINING & QUARRYING AND MANUFACTURING

TABLE 10: DISTRIBUTION OF ESTABLISHMENT* & PERSONS ENGAGED BY DIVISIONAL
SECRETARY DIVISION & PERSONS ENGAGED SIZE CLASS
GALLE DISTRICT - RURAL SECTOR - 1995

D.S.DIVISION & INDUSTRY DIVISION	NO. OF ESTABLISHMENTS
ELPITIYA	
14 OTHER MINING & QUARRYING	
1 - 4.....	24
5 - 14.....	5
15 & ABOVE.....	1
15 FOOD PRODUCTS & BEVERAGES	
1 - 4.....	95
5 - 14.....	7
15 & ABOVE.....	10
16 TOBACCO PRODUCTS	
1 - 4.....	2
17 TEXTILES	
1 - 4.....	5
5 - 14.....	3
15 & ABOVE.....	2
18 WEARING APPEREL DRESSING & DYING OF FUR	
1 - 4.....	53
5 - 14.....	2
15 & ABOVE.....	2
19 TRAINING & DRESSING OF LEATHER, LEATHER GOODS & FOOTWEAR	
1 - 4.....	2
5 - 14.....	1
20 WOOD & WOOD PRODUCTS, EXCEPT FURNITURE	
1 - 4.....	23
5 - 14.....	3
21 PAPER & PAPER PRODUCTS	
1 - 4.....	1
24 CHEMICALS & CHEMICAL PRODUCTS	
1 - 4.....	5
25 RUBBER & PLASTICS PRODUCTS	
1 - 4.....	1
5 - 14.....	1
26 OTHER NON-METALIC MINERAL PRODUCTS	
1 - 4.....	11
5 - 14.....	1
28 FABRICATED METAL PRODUCTS, EXCEPT MACHINERY & EQUIPMENT	
1 - 4.....	19
5 - 14.....	3
36 MANU. OF FURNITURE, MANUFACTURING N.B.C.	
1 - 4.....	9
37 RECYCLING	
1 - 4.....	122
5 - 14.....	2
15 & ABOVE.....	2
99 OTHER PRODUCT	
1 - 4.....	1
5 - 14.....	1

(continued)

* - MINING & QUARRYING AND MANUFACTURING

TABLE 10: DISTRIBUTION OF ESTABLISHMENT* & PERSONS ENGAGED BY DIVISIONAL
SECRETARY DIVISION & PERSONS ENGAGED SIZE CLASS
GALLE DISTRICT - RURAL SECTOR - 1995

D.S.DIVISION & INDUSTRY DIVISION	NO.OF ESTABLISHMENTS
GALLE FOUR GRAVETS	
14 OTHER MINING & QUARRYING	
5 - 14.....	1
15 FOOD PRODUCTS & BEVERAGES	
1 - 4.....	14
5 - 14.....	1
17 TEXTILES	
1 - 4.....	28
5 - 14.....	2
18 WEARING APPEREL DRESSING & DYING OF FUR	
5 - 14.....	1
19 TRAINING & DRESSING OF LEATHER, LEATHER GOODS & FOOTWEAR	
1 - 4.....	1
20 WOOD & WOOD PRODUCTS, EXCEPT FURNITURE	
1 - 4.....	12
5 - 14.....	3
15 & ABOVE.....	1
21 PAPER & PAPER PRODUCTS	
1 - 4.....	1
26 OTHER NON-METALIC MINERAL PRODUCTS	
1 - 4.....	1
5 - 14.....	1
28 FABRICATED METAL PRODUCTS, EXCEPT MACHINERY & EQUIPMENT	
1 - 4.....	4
36 MANU.OF FURNITURE, MANUFACTURING N.E.C.	
1 - 4.....	89
HABARADOOWA	
14 OTHER MINING & QUARRYING	
1 - 4.....	16
5 - 14.....	1
15 & ABOVE.....	2
15 FOOD PRODUCTS & BEVERAGES	
1 - 4.....	116
5 - 14.....	16
15 & ABOVE.....	1
16 TOBACCO PRODUCTS	
1 - 4.....	2
17 TEXTILES	
1 - 4.....	218
5 - 14.....	7
15 & ABOVE.....	3
18 WEARING APPEREL DRESSING & DYING OF FUR	
1 - 4.....	47
5 - 14.....	3
19 TRAINING & DRESSING OF LEATHER, LEATHR GOODS & FOOTWEAR	
1 - 4.....	13

(continued)

* - MINING & QUARRYING AND MANUFACTURING

TABLE 10: DISTRIBUTION OF ESTABLISHMENT* & PERSONS ENGAGED BY DIVISIONAL
SECRETARY DIVISION & PERSONS ENGAGED SIZE CLASS
GALLE DISTRICT - RURAL SECTOR - 1995

D.S. DIVISION & INDUSTRY DIVISION	NO. OF ESTABLISHMENTS
20 WOOD & WOOD PRODUCTS, EXCEPT FURNITURE	
1 - 4.....	62
5 - 14.....	16
21 PAPER & PAPER PRODUCTS	
5 - 14.....	1
24 CHEMICALS & CHEMICAL PRODUCTS	
1 - 4.....	4
5 - 14.....	2
25 RUBBER & PLASTICS PRODUCTS	
1 - 4.....	2
5 - 14.....	1
15 & ABOVE.....	1
26 OTHER NON-METALIC MINERAL PRODUCTS	
1 - 4.....	55
5 - 14.....	11
27 BASIC METAL INDUSTRIES	
1 - 4.....	1
28 FABRICATED METAL PRODUCTS, EXCEPT MACHINERY & EQUIPMENT	
1 - 4.....	12
5 - 14.....	1
15 & ABOVE.....	1
36 MANU. OF FURNITURE, MANUFACTURING N.E.C.	
1 - 4.....	44
5 - 14.....	5
99 OTHER PRODUCT	
1 - 4.....	4
5 - 14.....	1
HIKKADUWA	
14 OTHER MINING & QUARRYING	
1 - 4.....	4
5 - 14.....	4
15 & ABOVE.....	6
15 FOOD PRODUCTS & BEVERAGES	
1 - 4.....	124
5 - 14.....	23
15 & ABOVE.....	1
17 TEXTILES	
1 - 4.....	2,894
5 - 14.....	131
15 & ABOVE.....	10
18 WEARING APPEREL DRESSING & DYING OF FUR	
1 - 4.....	155
5 - 14.....	6
15 & ABOVE.....	1
19 TRAINING & DRESSING OF LEATHER, LEATHER GOODS & FOOTWEAR	
1 - 4.....	2

(continued)

* - MINING & QUARRYING AND MANUFACTURING

TABLE 10: DISTRIBUTION OF ESTABLISHMENT* & PERSONS ENGAGED BY DIVISIONAL
SECRETARY DIVISION & PERSONS ENGAGED SIZE CLASS
GALLE DISTRICT - RURAL SECTOR - 1995

D.S.DIVISION & INDUSTRY DIVISION	NO. OF ESTABLISHMENTS
20 WOOD & WOOD PRODUCTS, EXCEPT FURNITURE	
1 - 4.....	119
5 - 14.....	18
15 & ABOVE.....	1
21 PAPER & PAPER PRODUCTS	
1 - 4.....	21
5 - 14.....	4
24 CHEMICALS & CHEMICAL PRODUCTS	
1 - 4.....	2
5 - 14.....	1
25 RUBBER & PLASTICS PRODUCTS	
1 - 4.....	3
5 - 14.....	1
26 OTHER NON-METALIC MINERAL PRODUCTS	
1 - 4.....	134
5 - 14.....	24
15 & ABOVE.....	2
28 FABRICATED METAL PRODUCTS, EXCEPT MACHINERY & EQUIPMENT	
1 - 4.....	25
5 - 14.....	6
32 RADIO, TELEVISION & COMMUNICATION EQUIPMENT & APPARATUS	
1 - 4.....	1
34 MOTOR VEHICLES, TRAILERS & SEMI-TRAILERS	
1 - 4.....	1
36 MANU. OF FURNITURE, MANUFACTURING N.E.C.	
1 - 4.....	22
5 - 14.....	3
15 & ABOVE.....	2
37 RECYCLING	
5 - 14.....	1
99 OTHER PRODUCT	
1 - 4.....	1
5 - 14.....	1
KARANDENIYA	
14 OTHER MINING & QUARRYING	
1 - 4.....	22
5 - 14.....	10
15 FOOD PRODUCTS & BEVERAGES	
1 - 4.....	116
5 - 14.....	8
15 & ABOVE.....	4
16 TOBACCO PRODUCTS	
1 - 4.....	19
5 - 14.....	2
17 TEXTILES	
1 - 4.....	16
5 - 14.....	6
15 & ABOVE.....	1

(continued)

* - MINING & QUARRYING AND MANUFACTURING

TABLE 10: DISTRIBUTION OF ESTABLISHMENT* & PERSONS ENGAGED BY DIVISIONAL
SECRETARY DIVISION & PERSONS ENGAGED SIZE CLASS
GALLE DISTRICT - RURAL SECTOR - 1995

D.S. DIVISION & INDUSTRY DIVISION	NO. OF ESTABLISHMENTS
18 WEARING APPEREL DRESSING & DYEING OF FUR	
1 - 4.....	99
5 - 14.....	8
15 & ABOVE.....	2
19 TRAINING & DRESSING OF LEATHER, LEATHER GOODS & FOOTWEAR	
1 - 4.....	1
20 WOOD & WOOD PRODUCTS, EXCEPT FURNITURE	
1 - 4.....	45
5 - 14.....	6
15 & ABOVE.....	2
21 PAPER & PAPER PRODUCTS	
1 - 4.....	1
22 PUBLISHING, PRINTING & REPRODUCTION OF RECORDED MEDIA	
1 - 4.....	1
24 CHEMICALS & CHEMICAL PRODUCTS	
1 - 4.....	28
5 - 14.....	4
25 RUBBER & PLASTICS PRODUCTS	
1 - 4.....	3
5 - 14.....	1
15 & ABOVE.....	2
26 OTHER NON-METALIC MINERAL PRODUCTS	
1 - 4.....	65
5 - 14.....	7
28 FABRICATED METAL PRODUCTS, EXCEPT MACHINERY & EQUIPMENT	
1 - 4.....	18
5 - 14.....	2
29 MACHINERY & EQUIPMENT N.E.C.	
1 - 4.....	1
32 RADIO, TELEVISION & COMMUNICATION EQUIPMENT & APPARATUS	
1 - 4.....	1
36 MANU. OF FURNITURE, MANUFACTURING N.E.C.	
1 - 4.....	15
99 OTHER PRODUCT	
1 - 4.....	3
NAGODA	
14 OTHER MINING & QUARRYING	
1 - 4.....	37
5 - 14.....	5
15 FOOD PRODUCTS & BEVERAGES	
1 - 4.....	63
5 - 14.....	6
15 & ABOVE.....	13
17 TEXTILES	
1 - 4.....	2
5 - 14.....	1

(continued)

* - MINING & QUARRYING AND MANUFACTURING

TABLE 10: DISTRIBUTION OF ESTABLISHMENT* & PERSONS ENGAGED BY DIVISIONAL
SECRETARY DIVISION & PERSONS ENGAGED SIZE CLASS
GALLE DISTRICT - RURAL SECTOR - 1995

D.S. DIVISION & INDUSTRY DIVISION	NO. OF ESTABLISHMENTS
18 WEARING APPEREL DRESSING & DYING OF FUR	
1 - 4.....	55
5 - 14.....	1
20 WOOD & WOOD PRODUCTS, EXCEPT FURNITURE	
1 - 4.....	23
5 - 14.....	2
24 CHEMICALS & CHEMICAL PRODUCTS	
1 - 4.....	1
25 RUBBER & PLASTICS PRODUCTS	
1 - 4.....	4
15 & ABOVE.....	6
26 OTHER NON-METALIC MINERAL PRODUCTS	
1 - 4.....	11
28 FABRICATED METAL PRODUCTS, EXCEPT MACHINERY & EQUIPMENT	
1 - 4.....	8
34 MOTOR VEHICLES, TRAILERS & SEMI-TRAILERS	
1 - 4.....	2
35 OTHER TRANSPORT EQUIPMENT	
1 - 4.....	1
36 MANU. OF FURNITURE, MANUFACTURING N.E.C.	
1 - 4.....	1
NELUWA	
14 OTHER MINING & QUARRYING	
1 - 4.....	6
5 - 14.....	3
15 FOOD PRODUCTS & BEVERAGES	
1 - 4.....	52
5 - 14.....	3
15 & ABOVE.....	9
17 TEXTILES	
1 - 4.....	2
18 WEARING APPEREL DRESSING & DYING OF FUR	
1 - 4.....	18
5 - 14.....	1
20 WOOD & WOOD PRODUCTS, EXCEPT FURNITURE	
1 - 4.....	2
5 - 14.....	2
21 PAPER & PAPER PRODUCTS	
1 - 4.....	1
25 RUBBER & PLASTICS PRODUCTS	
1 - 4.....	14
26 OTHER NON-METALIC MINERAL PRODUCTS	
1 - 4.....	5
28 FABRICATED METAL PRODUCTS, EXCEPT MACHINERY & EQUIPMENT	
1 - 4.....	6
36 MANU. OF FURNITURE, MANUFACTURING N.E.C.	
1 - 4.....	2
99 OTHER PRODUCT	
1 - 4.....	1

(continued)

* - MINING & QUARRYING AND MANUFACTURING

TABLE 10: DISTRIBUTION OF ESTABLISHMENT* & PERSONS ENGAGED BY DIVISIONAL
SECRETARY DIVISION & PERSONS ENGAGED SIZE CLASS
GALLE DISTRICT - RURAL SECTOR - 1995

D.S. DIVISION & INDUSTRY DIVISION	NO. OF ESTABLISHMENTS
NIYAGAMA	
14 OTHER MINING & QUARRYING	
1 - 4.....	39
5 - 14.....	3
15 & ABOVE.....	1
15 FOOD PRODUCTS & BEVERAGES	
1 - 4.....	52
5 - 14.....	1
15 & ABOVE.....	10
16 TOBACCO PRODUCTS	
1 - 4.....	1
17 TEXTILES	
1 - 4.....	7
5 - 14.....	1
18 WEARING APPEREL DRESSING & DYEING OF FUR	
1 - 4.....	26
15 & ABOVE.....	1
19 TRAINING & DRESSING OF LEATHER, LEATHER GOODS & FOOTWEAR	
1 - 4.....	5
20 WOOD & WOOD PRODUCTS, EXCEPT FURNITURE	
1 - 4.....	15
5 - 14.....	1
22 PUBLISHING, PRINTING & REPRODUCTION OF RECORDED MEDIA	
1 - 4.....	1
25 RUBBER & PLASTICS PRODUCTS	
1 - 4.....	26
5 - 14.....	1
26 OTHER NON-METALIC MINERAL PRODUCTS	
1 - 4.....	7
5 - 14.....	2
27 BASIC METAL INDUSTRIES	
1 - 4.....	4
28 FABRICATED METAL PRODUCTS, EXCEPT MACHINERY & EQUIPMENT	
1 - 4.....	13
34 MOTOR VEHICLES, TRAILERS & SEMI-TRAILERS	
15 & ABOVE.....	1
36 MANU. OF FURNITURE, MANUFACTURING N.B.C.	
1 - 4.....	7
99 OTHER PRODUCT	
1 - 4.....	1
THAWALAMA	
14 OTHER MINING & QUARRYING	
1 - 4.....	9

(continued)

* - MINING & QUARRYING AND MANUFACTURING

TABLE 10: DISTRIBUTION OF ESTABLISHMENT* & PERSONS ENGAGED BY DIVISIONAL
SECRETARY DIVISION & PERSONS ENGAGED SIZE CLASS
GALLE DISTRICT - RURAL SECTOR - 1995

D.S.DIVISION & INDUSTRY DIVISION	NO. OF ESTABLISHMENTS
15 FOOD PRODUCTS & BEVERAGES	
1 - 4.....	32
5 - 14.....	2
15 & ABOVE.....	11
17 TEXTILES	
1 - 4.....	3
15 & ABOVE.....	1
18 WEARING APPEREL DRESSING & DYEING OF FUR	
1 - 4.....	14
5 - 14.....	1
20 WOOD & WOOD PRODUCTS, EXCEPT FURNITURE	
1 - 4.....	12
25 RUBBER & PLASTICS PRODUCTS	
1 - 4.....	29
5 - 14.....	2
26 OTHER NON-METALIC MINERAL PRODUCTS	
1 - 4.....	2
28 FABRICATED METAL PRODUCTS, EXCEPT MACHINERY & EQUIPMENT	
1 - 4.....	11
36 MANU. OF FURNITURE, MANUFACTURING N.B.C.	
1 - 4.....	1
99 OTHER PRODUCT	
1 - 4.....	1
YAKKALAMULLA	
14 OTHER MINING & QUARRYING	
1 - 4.....	13
5 - 14.....	2
15 FOOD PRODUCTS & BEVERAGES	
1 - 4.....	54
5 - 14.....	3
15 & ABOVE.....	21
16 TOBACCO PRODUCTS	
1 - 4.....	2
18 WEARING APPEREL DRESSING & DYEING OF FUR	
1 - 4.....	3
19 TRAINING & DRESSING OF LEATHER, LEATHER GOODS & FOOTWEAR	
1 - 4.....	2
20 WOOD & WOOD PRODUCTS, EXCEPT FURNITURE	
1 - 4.....	10
21 PAPER & PAPER PRODUCTS	
1 - 4.....	1
24 CHEMICALS & CHEMICAL PRODUCTS	
1 - 4.....	1
26 OTHER NON-METALIC MINERAL PRODUCTS	
1 - 4.....	9
5 - 14.....	2

(continued)

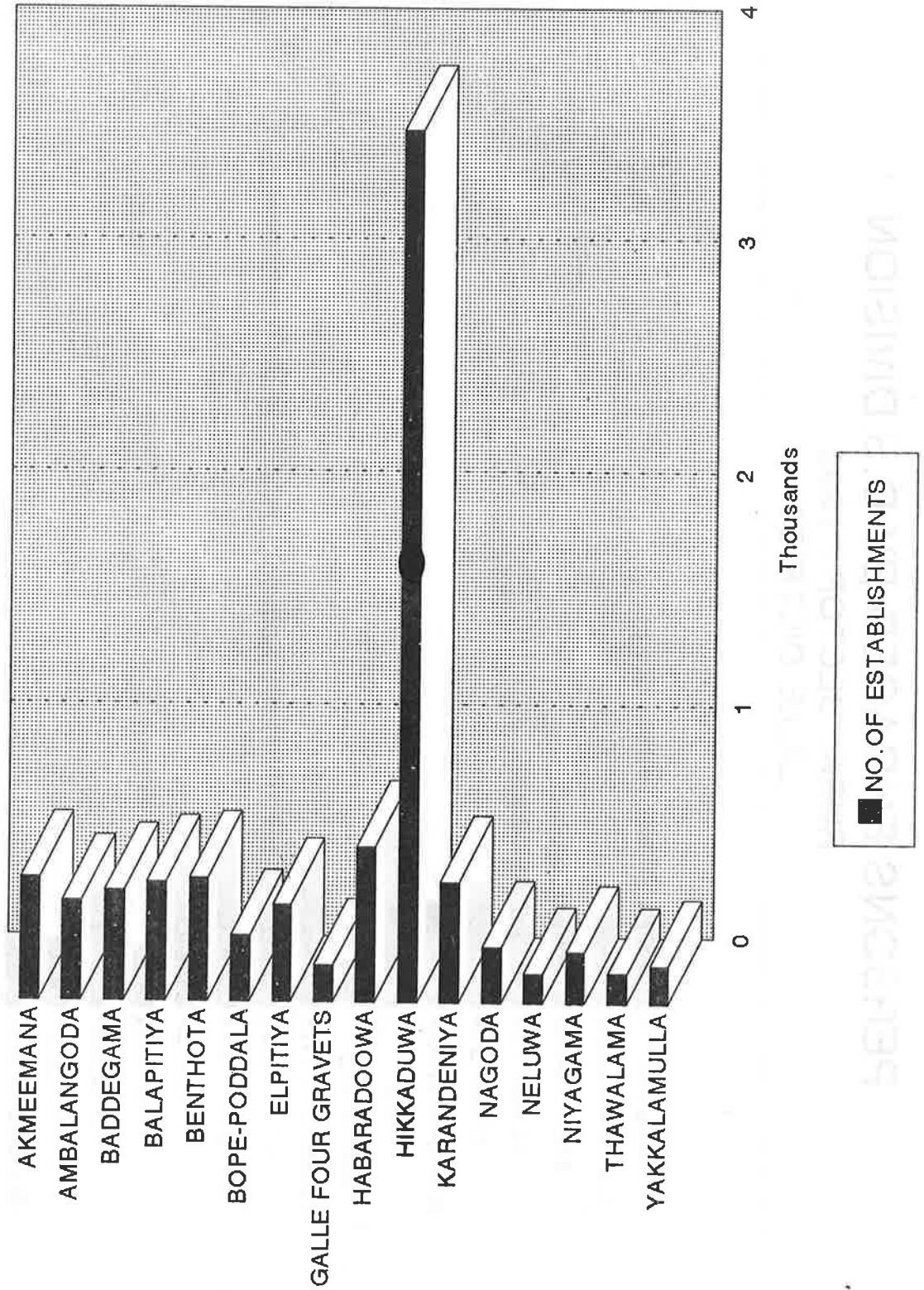
* - MINING & QUARRYING AND MANUFACTURING

TABLE 10: DISTRIBUTION OF ESTABLISHMENT* & PERSONS ENGAGED BY DIVISIONAL SECRETARY DIVISION & PERSONS ENGAGED SIZE CLASS GALLE DISTRICT - RURAL SECTOR - 1995

D.S.DIVISION & INDUSTRY DIVISION	NO.OF ESTABLISHMENTS
28 FABRICATED METAL PRODUCTS, EXCEPT MACHINERY & EQUIPMENT	
1 - 4.....	2
36 MANU.OF FURNITURE, MANUFACTURING N.B.C.	
1 - 4.....	10
37 RECYCLING	
1 - 4.....	25
5 - 14.....	1
15 & ABOVE.....	1
99 OTHER PRODUCT	
1 - 4.....	3
TOTAL.....	9,191

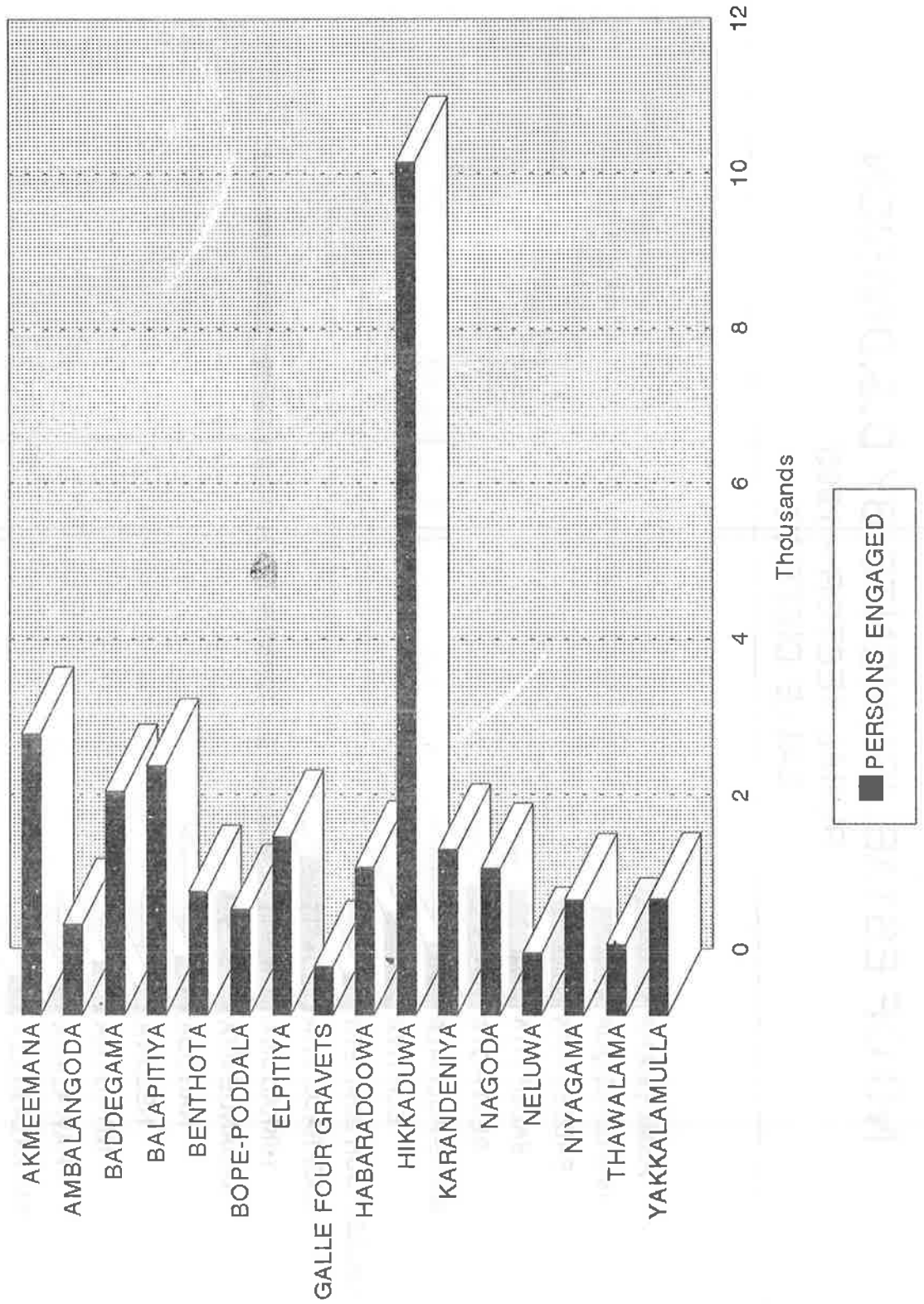
* - MINING & QUARRYING AND MANUFACTURING

NO.OF ESTABLISHMENTS BY D.S.DIVISION RURAL SECTOR - 1995 GALLE DISTRICT



PERSONS ENGAGED BY D.S.DIVISION

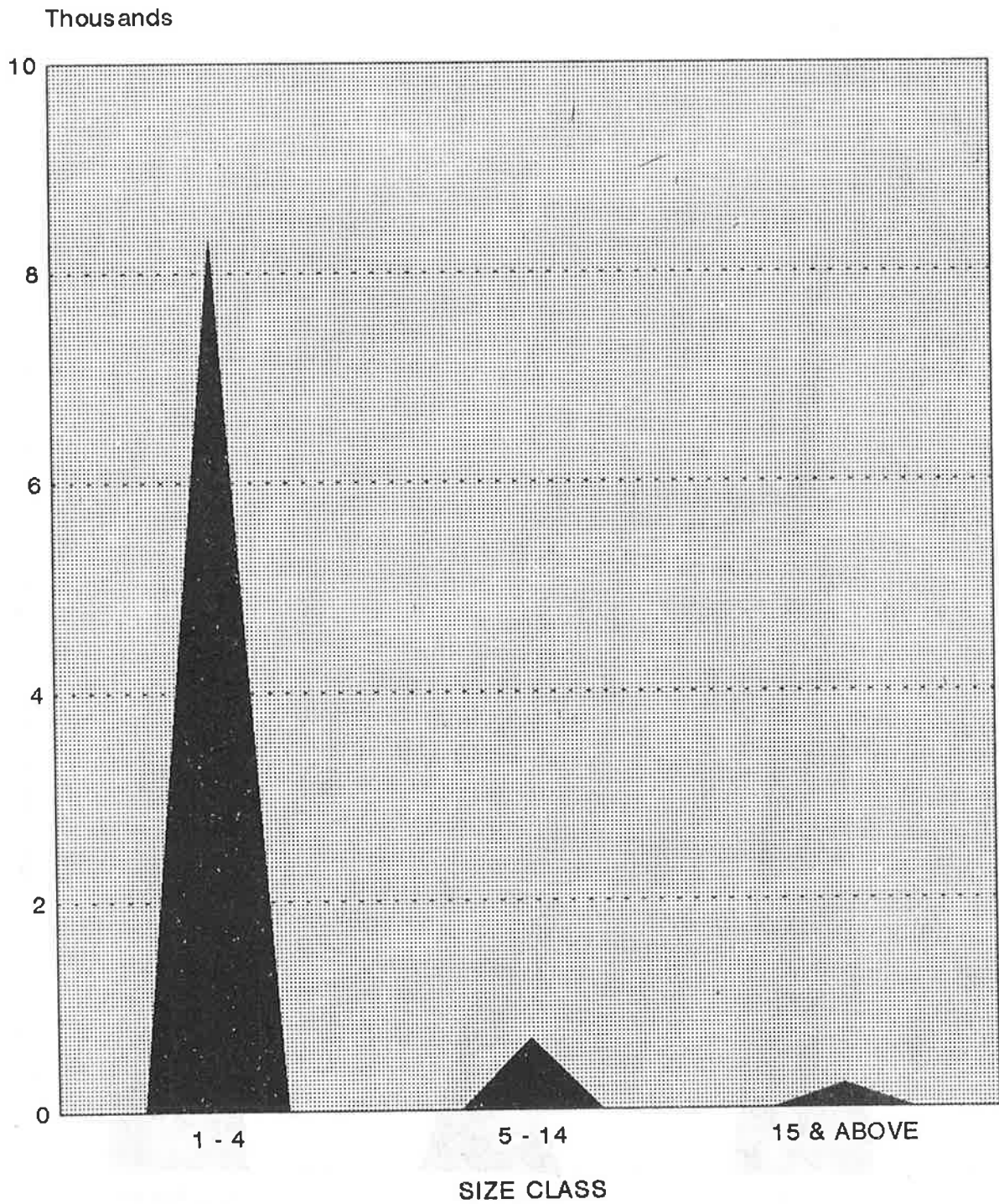
RURAL SECTOR - 1995
GALLE DISTRICT



NO.OF ESTABLISHMENT BY PERSONS ENGAGED SIZE CLASS

RURAL SECTOR - 1995

GALLE DISTRICT

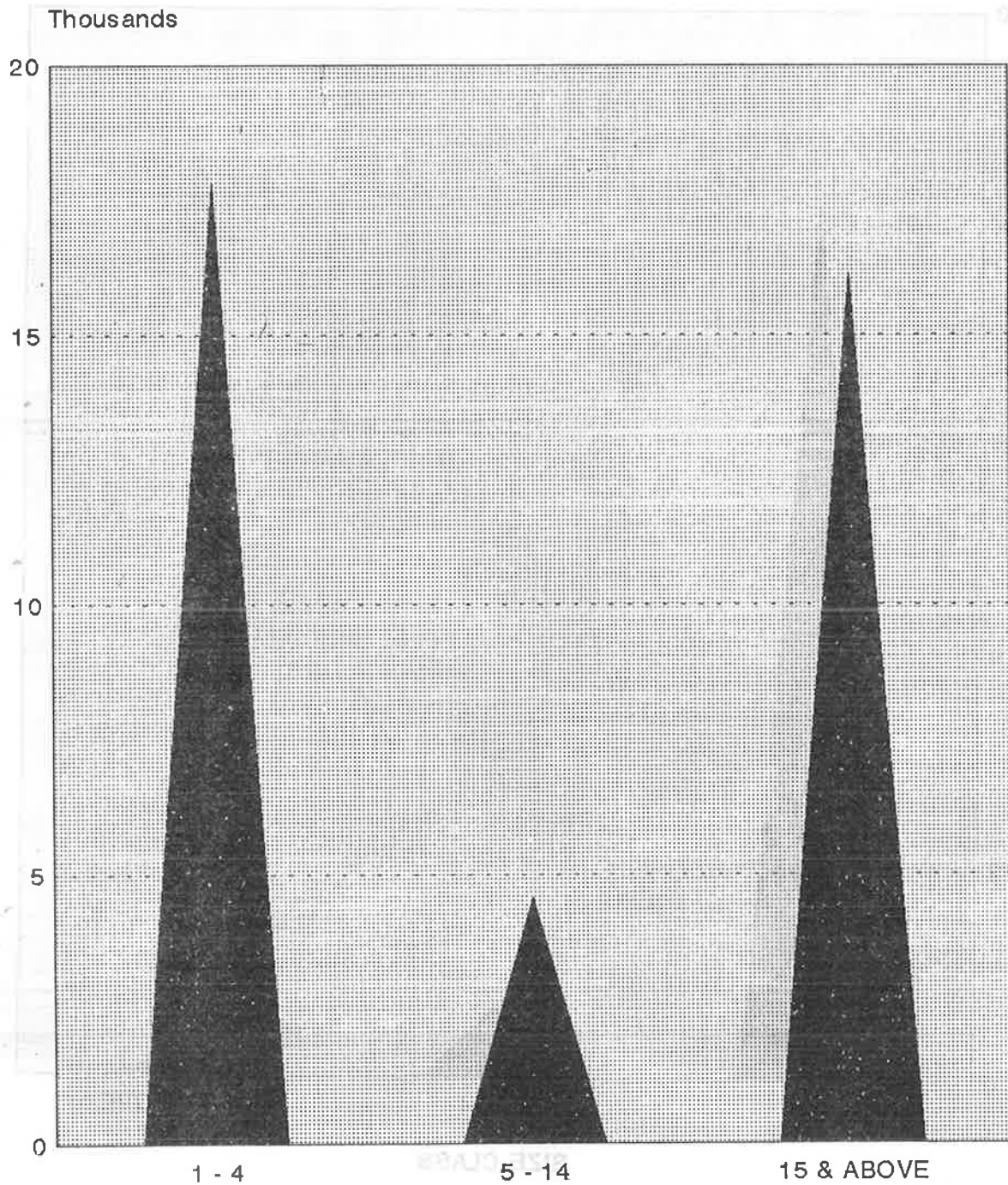


▲ NO.OF ESTABLISHMENTS

PERSONS ENGAGED BY SIZE CLASS

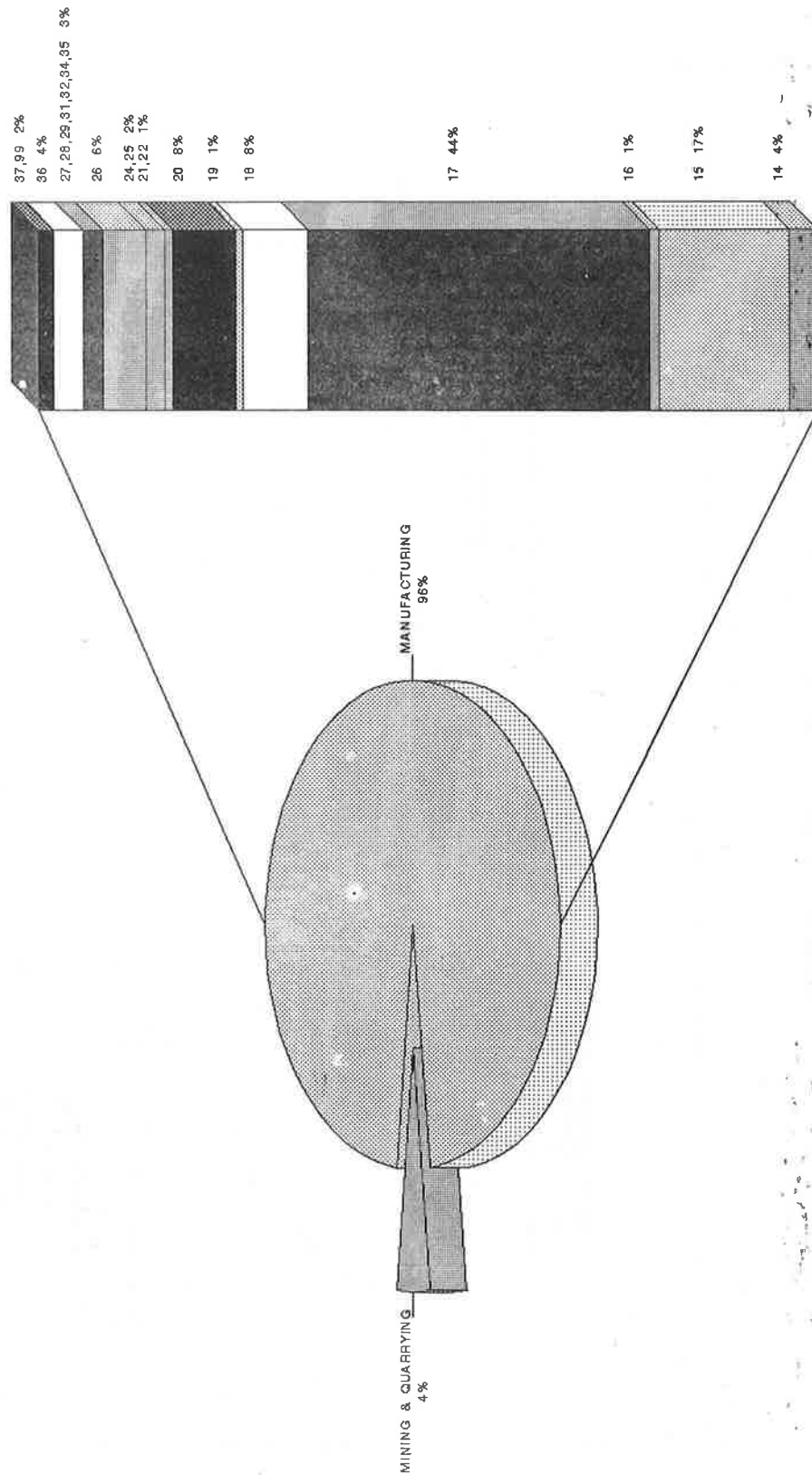
RURAL SECTOR - 1995

GALLE DISTRICT



▲ PERSONS ENGAGED

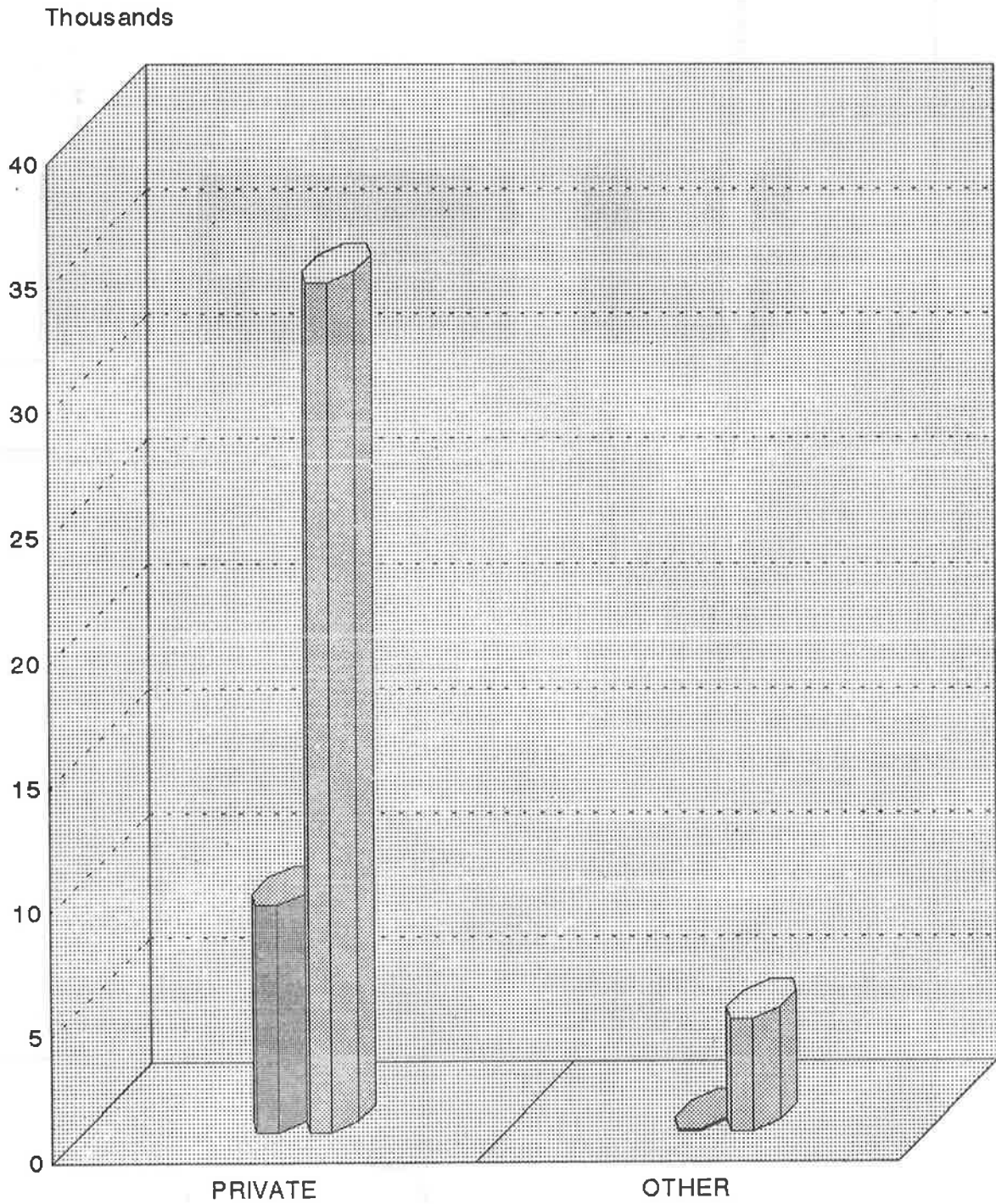
NO.OF ESTABLISHMENTS BY INDUSTRY DIVISION RURAL SECTOR - 1995 GALLE DISTRICT



NO.OF ESTABLISHMENT & PERSONS ENGAGED BY TYPE OF SECTOR

RURAL SECTOR - 1995

GALLE DISTRICT



■ NO.OF ESTABLISHMENT ■ PERSONS ENGAGED

L
 පොත්
 අංකය



ජනලේඛන හා සංඛ්‍යාලේඛන දෙපාර්තමේන්තුව
 කෘෂිකාර්මික නොවන ආර්ථික කටයුතු ලැයිස්තුගත කිරීම - 1995

(පියවර ගොඩනැගිලි සඳහා)

ප්‍රාථමික ඒකකය පිළිබඳ විස්තර

01. දිස්ත්‍රික්කය:.....	<input type="text"/>	<input type="text"/>																																																
02. ප්‍රාදේශීය ලේකම් කොට්ඨාසය:.....	<input type="text"/>	<input type="text"/>																																																
03. මැතිවරණ කොට්ඨාසය:.....	<input type="text"/>	<input type="text"/>																																																
04. ග්‍රාම නිලධාරී කොට්ඨාසය:.....	<input type="text"/>	<input type="text"/>																																																
05. අංශය: 1. නාගරික 2. ග්‍රාමීය 3. වතු	<input type="text"/>	<input type="text"/>																																																
06. ම.න.ස./ ක.ස./ ප්‍රාදේශීය සභාව:.....	<input type="text"/>	<input type="text"/>																																																
07. ප්‍රාථමික ඒකකය තුළ පිහිටි නාගරික කොට්ඨාස/ ගම්/ වතු වල නම්:	<table border="1"> <tr><td>1</td><td>.....</td><td>7</td><td>.....</td></tr> <tr><td>2</td><td>.....</td><td>8</td><td>.....</td></tr> <tr><td>3</td><td>.....</td><td>9</td><td>.....</td></tr> <tr><td>4</td><td>.....</td><td>10</td><td>.....</td></tr> <tr><td>5</td><td>.....</td><td>11</td><td>.....</td></tr> <tr><td>6</td><td>.....</td><td>12</td><td>.....</td></tr> </table>	1	7	2	8	3	9	4	10	5	11	6	12	<table border="1"> <tr><td><input type="text"/></td><td><input type="text"/></td><td><input type="text"/></td><td><input type="text"/></td></tr> <tr><td><input type="text"/></td><td><input type="text"/></td><td><input type="text"/></td><td><input type="text"/></td></tr> <tr><td><input type="text"/></td><td><input type="text"/></td><td><input type="text"/></td><td><input type="text"/></td></tr> <tr><td><input type="text"/></td><td><input type="text"/></td><td><input type="text"/></td><td><input type="text"/></td></tr> <tr><td><input type="text"/></td><td><input type="text"/></td><td><input type="text"/></td><td><input type="text"/></td></tr> <tr><td><input type="text"/></td><td><input type="text"/></td><td><input type="text"/></td><td><input type="text"/></td></tr> </table>	<input type="text"/>	<input type="text"/>	<input type="text"/>	<input type="text"/>	<input type="text"/>	<input type="text"/>	<input type="text"/>	<input type="text"/>	<input type="text"/>	<input type="text"/>	<input type="text"/>	<input type="text"/>	<input type="text"/>	<input type="text"/>	<input type="text"/>	<input type="text"/>	<input type="text"/>	<input type="text"/>	<input type="text"/>	<input type="text"/>	<input type="text"/>	<input type="text"/>	<input type="text"/>	<input type="text"/>
1	7																																															
2	8																																															
3	9																																															
4	10																																															
5	11																																															
6	12																																															
<input type="text"/>	<input type="text"/>	<input type="text"/>	<input type="text"/>																																															
<input type="text"/>	<input type="text"/>	<input type="text"/>	<input type="text"/>																																															
<input type="text"/>	<input type="text"/>	<input type="text"/>	<input type="text"/>																																															
<input type="text"/>	<input type="text"/>	<input type="text"/>	<input type="text"/>																																															
<input type="text"/>	<input type="text"/>	<input type="text"/>	<input type="text"/>																																															
<input type="text"/>	<input type="text"/>	<input type="text"/>	<input type="text"/>																																															

විස්තරය	පිටු ගණන	ඒකක ගණන
1. නිවාස හා අනෙකුත් ගොඩනැගිලි (L)	<input type="text"/>	<input type="text"/>
2. කර්මාන්ත ගණන (L1)	<input type="text"/>	<input type="text"/>
3. වෙළෙඳ හා සේවා ආයතන	<input type="text"/>	<input type="text"/>
4. සාදන ලද ගොඩනැගිලි ගණන (L3)	<input type="text"/>	<input type="text"/>
5. සාමාන්‍යයෙන් පදිංචි පුද්ගලයින් ගණන	<input type="text"/>	<input type="text"/>

ලැයිස්තුගත කරන නිලධාරියාගේ නම:

අත්සන:

දිනය:

අධීක්ෂණ නිලධාරියාගේ නම:

අත්සන:

දිනය:

Printed by Department of Census and Statistics

L3
 පිටු
 අංකය

ජනලේඛන හා සංඛ්‍යාලේඛන දෙපාර්තමේන්තුව
කෘෂිකාර්මික නොවන ආර්ථික කටයුතු ලැයිස්තුගත කිරීම - 1995
 (හොඳින්ම පදනම - 1995 ජනවාරි 01 සිට ජූනි 30 දක්වා)

01. දිස්ත්‍රික්කය: 04. අංශය: 1. කාර්මික 2. ග්‍රාමීය 3. වතු

02. ප්‍රාදේශීය ලේකම් කොට්ඨාශය: 05. ම.ක.ස./ න.ස./ ප්‍රාදේශීය සභාව:

03. ග්‍රාම නිලධාරී කොට්ඨාශ අංකය: නම:

1	2	3	4	5	6	7	8
කාර්යාලයේ ප්‍රධානියාගේ පදනම	මෙම ජ්‍යෙෂ්ඨවරයාගේ සේවයේ (එකම ජ්‍යෙෂ්ඨවරයාගේ සේවයේ සිටින ලදී) (එකම ජ්‍යෙෂ්ඨවරයාගේ සේවයේ සිටින ලදී) (එකම ජ්‍යෙෂ්ඨවරයාගේ සේවයේ සිටින ලදී)	සංඛ්‍යාව	1995 ජනවාරි 01 සිට ජූනි 30 දක්වා වැඩ කරන ලද දින (අවසානවන දින සිට) (දින)	ඉදිකිරීම් පදනමේ ප්‍රධානියාගේ රඳය - 1 විදේශීය - 2 ජාතික - 3 ජාතික ලියකරුවන්.	පිහිටීම (මෙම ජ්‍යෙෂ්ඨවරයාගේ ප්‍රධානියාගේ සේවයේ සිටින ලදී)	ඉදිකිරීම් කටයුතු කරන ස්ථාන (හොඳින්ම පදනම) නම් ලියන ලදී හෝ දුරකථන අංකය	වෙනත් තොරතුරු
1.							
2.							
3.							
1.							
2.							
3.							
1.							
2.							
3.							
1.							
2.							
3.							
1.							
2.							
3.							
1.							
2.							
3.							

**PUBLICATIONS OF THE
DEPARTMENT OF CENSUS AND STATISTICS
AVAILABLE FOR SALES**

**AT
THE SAMPLE SURVEY DIVISION,
DEPARTMENT OF CENSUS AND STATISTICS,
16/7, ALBERT CRESCENT, COLOMBO 07.
Telephone 695962 - Ext. 17.**

Name of Publication	** GENERAL PURPOSE PUBLICATION *	Year	Price
1.	Statistical Pocket Book in English	1988	46.00
2.	Statistical Pocket Book in English	1990	39.00
3.	Statistical Pocket Book in English	1994	50.00
4.	Statistical Pocket Book in English	1995	50.00
5.	Statistical Pocket Book in English	1997	52.50
6.	Statistical Pocket Book in English	1998	53.00
7.	Statistical Pocket Book in Sinhala and Tamil	1987	46.00
8.	Statistical Pocket Book in Sinhala and Tamil	1988	79.00
9.	Statistical Pocket Book in Sinhala and Tamil	1990	161.00
10.	Statistical Pocket Book in Sinhala and Tamil	1991	175.00
11.	Statistical Pocket Book in Sinhala and Tamil	1993	189.00
12.	Statistical Pocket Book in Sinhala and Tamil	1994	119.00
13.	Statistical Abstract in English	1989	203.00
14.	Statistical Abstract in English	1992	285.00
15.	Statistical Abstract in English	1993	300.00
16.	Statistical Abstract in English	1996	248.00
17.	Statistical Abstract in English	1997	210.00
18.	Administration Report of Director General Census & Statistics	1995	50.00
19.	Administration Report of Director General Census & Statistics	1996	50.00
20.	Administration Report of Director General Census & Statistics	1997	53.00
Population and Demography			
1.	Census of Population and Housing - (Physically disabled person)	1981	20.00
2.	Census of Population and Housing - District Report (each)	1981	50.00
3.	Sri Lanka Demographic and Health Survey	1993	310.00
4.	Demographic Survey 1994 Sri Lanka (Report on Demographic Characteristics of the Population) Release 3	1994	124.00
5.	Demographic Survey 1994 Sri Lanka (Report on Demographic and Housing Characteristics) Release 4	1994	110.00
6.	Grama Niladhari Divisions of Sri Lanka	1996	295.00
Agriculture			
1.	Estimation of Sown Area under Paddy Cultivation (Alternative to complete enumeration)		19.50
2.	Food Balance Sheet (Revised Series)	1991/95	33.00
3.	Food Balance Sheet (Revised Series)	1992/96	35.00
4.	Food Balance Sheet (Revised Series)	1992/97	39.00
5.	Paddy Statistics (Seasonal Report) each		20.00
6.	Rubber Cultivation in Sri Lanka	1993	40.00
7.	States and Role of Cinnamon Cultivation in Sri Lanka	1993	70.00
8.	Cardamon "The Queen of spices" and Distribution in Sri Lanka	1993	68.00
9.	Rambutan Cultivation in Sri Lanka	1993	43.00
10.	Sowing and Harvesting periods of Paddy Cultivation in Sri Lanka	1994	80.00
11.	Agricultural Statistics of Sri Lanka	1995	97.00
12.	Paddy Statistics of Sri Lanka	1952/96	
	a) With diskette		241.00
	b) Without diskette		191.00

12. Agricultural Crops & Livestock Survey Preliminary Reports		
(1) Badulla District	1992/93	80.00
(2) Colombo District	1992/93	56.50
(3) Galle District	1992/93	70.00
(4) Hambantota District	1992/93	75.00
(5) Kalutara District	1992/03	78.00
(6) Kegalle District	1992/93	56.00
(7) Kurunegala District	1992/93	160.00
(8) Matale District	1992/93	80.00
(9) Matara District	1992/93	61.00
(10) Moneragala District	1992/93	53.00
(11) Ratnapura District	1992/93	85.00
(12) Mahaweli System "H"	1993/94	40.00
(13) Puttalam District	1993/94	71.00
(14) Polonnaruwa District	1993/94	44.00
(15) Anuradhapura District	1993/94	90.50
** TRADE AND INDUSTRY **		
1. Annual Survey of Industries	1991	30.00
2. Annual Survey of Industries	1992, 93,94 (each)	37.00
** NATIONAL ACCOUNTS **		
1. National Accounts of Sri Lanka [Part III]	1975/85	27.00
2. National Accounts of Sri Lanka [Part I]	1975/86	12.50
3. National Accounts of Sri Lanka	1989	66.00
4. National Accounts of Sri Lanka	1993	102.00
5. National Accounts of Sri Lanka	1994	111.00
6. National Accounts of Sri Lanka (Sinhala)	1994	123.00
7. National Accounts of Sri Lanka (Sinhala)	1995	143.00
8. National Accounts of Sri Lanka	1996	150.00
** PRICES AND WAGES **		
1. Bulletin of Selected Retail Prices	1983/85	18.50
2. Bulletin of Selected Retail Prices	1975/90	62.50
3. Bulletin of Selected Retail Prices	1975/91	60.00
4. Bulletin of Selected Retail Prices	1975/92	77.00
5. Bulletin of Selected Retail & Producer Prices	1995	127.00
6. Weekly Retail Prices - Colombo City		
(a) Bulletin No: I	1990	30.00
(b) Bulletin No: II	1991/92	30.00
(c) Bulletin No: III	1992/93	25.00
(d) Bulletin No: IV	1993/94	43.50
(e) Bulletin No: V (January 1995 - December 1995)	1995	38.00
** SURVEY REPORTS**		
1. Quarterly Report of the Sri Lanka Labour Force Survey		
(a) 1st, 2nd & 4th Quarter (each)	1991	30.00
(b) 1st, 2nd & 4th Quarter (each)	1992	30.00
(c) Quarterly Report (each)	1993	40.00
(d) Quarterly Report (each)	1994	45.00
(e) 1st Quarter	1995	55.00
(f) 2nd Quarter	1995	65.00
(g) 3rd & 4th Quarter (each)	1995	64.00
(h) 1st, 2nd, 3rd and 4th Quarters (each)	1996	64.00
(i) 1st Qqrter	1997	69.00
2. Sri Lanka Labour Force Survey (Sinhala)	1992	50.00
3. Provincial profile of Labour Force in Sri Lanka	1993	122.00
** OTHER REPORTS **		
1. Women & Men in Sri Lanka (Sinhala)		103.00
2. Women & Men in Sri Lanka (Tamil)		133.00
3. Changing Role of Women in Sri Lanka		200.00
4. Census of Public and Semi-Government Sector Employment	1994	280.00
5. Household Income and Expenditure Survey	1990/91	75.00
6. Household Income and Expenditure Survey	1993	74.00
7. Grama Niladhari Divisions of Sri Lanka	1996	295.00

ISBN 955 - 577 - 253 - 3

Printed by Department of Census & Statistics

படிப்பகம்